

Prospex® Plus Conical Accent Trimless downlight for LED50 093+LED-TL

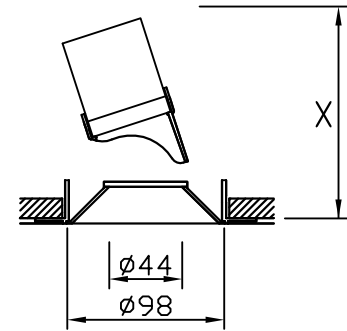
Recessed adjustable trimless downlights with conical reflector for all Lucent LED50 modules.
Die cast aluminium construction.
Separate die cast plaster kit for seamless installation
Gear driven tilt and rotation.
Trimless versions available
Hot aiming simplifies focussing while lamp is on.
Aiming remains locked in focus throughout re-lamping.
Deep regressed lamp for minimal glare.
IP44 as standard.



Ref Number:

093+LED-TL-WH	White (RAL 9010)
093+LED-TL-BK	Black (RAL 9005)

Lamp quantity	1
Lamp	LED50 ONE Range
Lamp holder	n/a
Lamp wattage	4.75 - 18.3w
Adjustable	45°
Aperture	90mm Ø
Overall dimension	98mm Ø
Overall height (X)	140mm
Required depth	X + 25mm MIN
First fix requirement*	Yes
Ceiling cut out	102mm Ø
Ceiling thickness	25mm MAX
Ingress protection**	IP44
Dimming options***	Phase/DALI/1-10v



Cut out 102mm

***First Fix requirement.** Luminaire comprised of fixture body with separate front plate and trimless installation kit, which is to be fitted to the ceiling before skimming. Ensure correct alignment of the installation kit before the ceiling is skimmed & final assembly (see luminaire installation instructions for details).

****IP Rating.** Tested from underside of the ceiling.

*****Dimming.** Whilst Lucent can offer the majority of its luminaires with various dimming options, it remains the responsibility of the specifier/installer to check and ensure compatibility of any control equipment used. Additional cabling may be required depending on the dimming protocol specified.

It is the policy of Lucent Lighting to continually review and improve its products and therefore reserve the right to change any details of product or withdraw specifications without prior notice.

Luminaires designed to comply with EN60598 and all other relevant Standards.

This Specification Sheet supersedes all previous versions

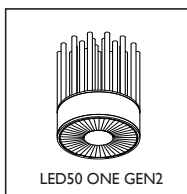
All intellectual property rights pertaining to the product described above and to this document are owned by or licensed to Lucent Lighting UK Ltd. We reserve our right to take whatever action is necessary to protect those intellectual property rights.

Please notify Lucent Lighting Ltd of any inaccuracies immediately. E&OE



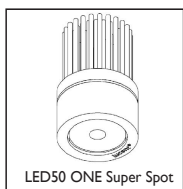
Job/Project Name	Area/Location	Fitting Ref	Quantity
------------------	---------------	-------------	----------

Lucent LED50 ONE Range



Module type	LED50 ONE GEN2
LED type	Cree COB
Colour Temp.	2700/3000/4000K
Optic Angle	12, 24, 38
CRI	>90
Drive Current	max. 350mA
System Watts	13.8w

Type	Colour	Optic
	27	12
	30	24
	40	38
LED51/2	-	-



Module type	LED50 ONE superSpot
LED type	XHP35
Colour Temp.	2700/3000/4000K
Optic Angle	7
CRI	>90
Drive Current	350mA, max. 500mA
System Watts	4.75w, 6.75w

Type	Colour	Optic
	27	7
	30	
	40	
LED51SS	-	-



Module type	LED50 ONE WarmDim
LED type	Array
Colour Temp.	2700-2000K / 3000-2000K
Optic Angle	22°, 34°
CRI	>96 (>93 @ 2000K)
Drive Current	500mA
System Watts	17.6w

Type	Colour	Optic
	2720	22
	3020	34
LED51-WD	-	-



Module type	LED50 ONE TuneableWhite
LED type	Array
Colour Temp.	5000-2000K
Optic Angle	22°, 34°
CRI	>96 (>90 @ 2000K)
Drive Current	800mA per channel
System Watts	15.1w

Type	Colour	Optic
	5020	22
		34
LED51-TW	5020	-



Module type	LED50 ONE Ultra
LED type	Array
Colour Temp.	2700K / 3000K / 4000K
Optic Angle	18°, 28°, 35°
CRI	>96
Drive Current	700mA
System Watts	18.3w

Type	Colour	Optic
	27	18
	30	28
	40	35
LED51-ULT	-	-

Job/Project Name	Area/Location	Fitting Ref	Quantity