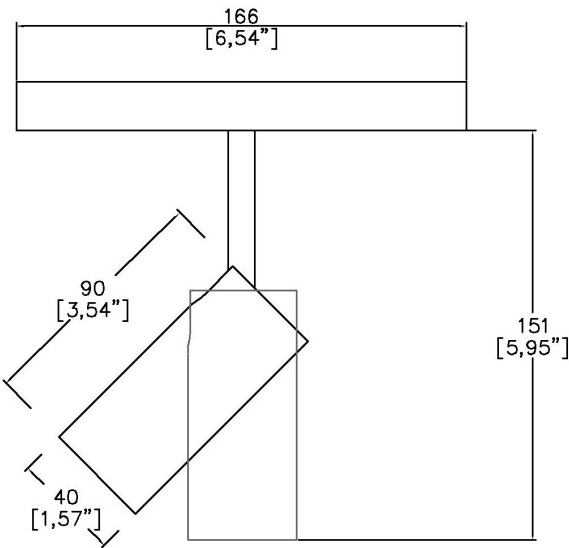


# FineLine System TubeLED Micro



40mm (1.57") overall diameter. Miniature low voltage LED tubular spotlight. TubeLED Spotlight for use in FineLine Profile system. Family of matching products also available.



6100-LED-FLS

LED Source	LED	LED	LED
CCT	3000K	3000K	3000K
Drive Current	350mA	350mA	350mA
Supply Voltage	48v	48v	48v
Power inc Driver	7.4W	7.4W	7.4W
Beam Angle	15°	24°	36°
Delivered Lumens	511	478	439
Delivered Intensisty cd	3478	2348	1344
Efficacy lm/w	69	64	59
Forward Volt	18V	18V	18V
CRI	≥90 CRI	≥90 CRI	≥90 CRI

Project Ref: \_\_\_\_\_ Location Ref: \_\_\_\_\_

Fixture Order Code: 

6100-LED

 -  -  -  -  -  - 

FLS

Fixture

6100-LED

TubeLED Micro

CCT

927

930

90 CRI 2700K

90 CRI 3000K

Beam

15

24

36

15°

24°

36°

Protocol

S

A

D

B

Non-Dim

Analogue (0-10v)

DALI

Bluetooth\*\*

Colour Insert

SN

SG

CP

BZ

(Blank)

Satin Nickel

Satin Gold

Copper

Bronze

Not required standard black to be supplied

Finish

WH

BK

RAL

White

Black

Custom RAL Finish

Fixing

FLS

FineLine System

Please refer to installation instruction for wiring diagram

Technical Details

\*Custom RAL code must be specified. Custom RAL colours can increase prices and lead times

Dimming. Whilst Lucent can offer the majority of its luminaires with various dimming options, it remains the responsibility of the specifier/installer to check and ensure compatibility of any control equipment used. Additional cabling may be required depending on the dimming protocol specified.

\*\*Bluetooth (wireless) is the communication method. The exact dimming protocol must be confirmed to allow the selection of suitable drivers or bluetooth devices.

IP Rating. Tested from underside of the ceiling

It is the policy of Lucent Lighting to continually review and improve its products and therefore reserve the right to change any details of product or withdraw specifications without prior notice.

Luminaires designed to comply with EN60598 and all other standards.

This specification sheet superseded all previous versions.

All intellectual property rights pertaining to the product described above and to this document are owned by or licensed to Lucent Lighting Ltd.

We reserve the right to take whatever action is necessary to protect those intellectual property rights.

Please notify Lucent Lighting Ltd of any inaccuracies immediately. E&OE

## Light efficiency:

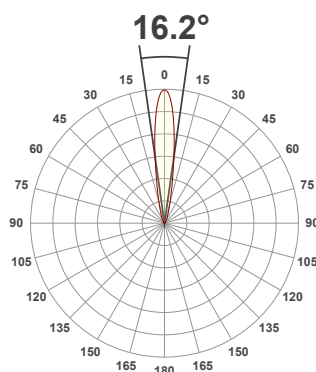
**69 Lumen/Watt**

## Light quality:

**CRI: 91.4**

## Color temperature:

**3000 K**



## Product name:

**TubeLED Micro, 3000K, 15°, 350mA**

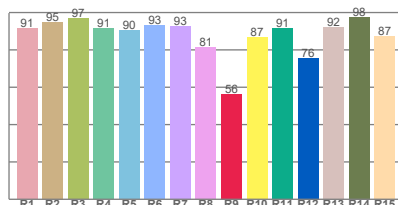
## Item number:

**6100-LED-930-15-350mA**

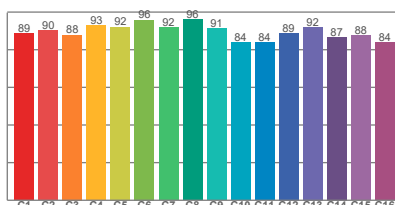
**Delivered information for above fixture and LED combination.**

**Output: 511 Lumen    Peak intensity: 3478 cd    Power consumption: 7.4**

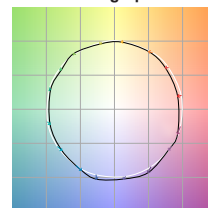
**CRI R values**



**TM30 C Values**

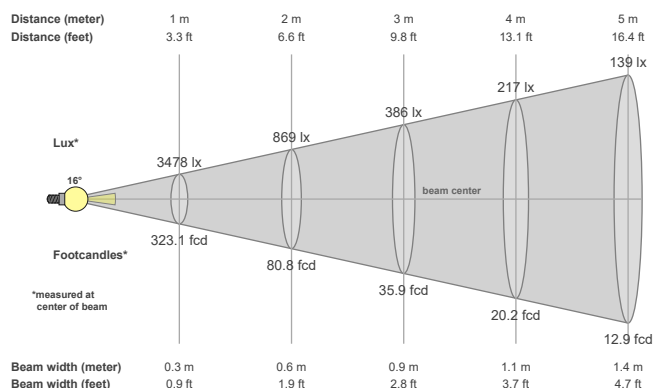


**Color vector graphics**



Color temperature	Color rendering index	Red component	Color fidelity	Color gamut	Color quality scale	Color coordinate cie 1931	Color coordinate cie 1931	Color coordinate	Color coordinate	Color deviation from black body
CCT	CRI	CRI R9	TM30 Rf	TM30 Rg	CQS	x	y	u	v	Δuv
3000 K	91.4	56.2	89.5	98.6	89.9	0.437	0.404	0.247	0.347	0.0007

## Beam details



## Beam angles

Beam angle 50%	Field angle 10%	Cutoff angle 2,5%
16.2°	36.5°	64.4°

## Beam intensities

Peak intensity	Int. ratio in 120° cone	Int. ratio in 90° cone
3478 cd	97.1%	96.0%

## Beam intensities from 1-20m

1m	2m	3m	4m	5m	6m	7m	8m	9m	10m	11m	12m	13m	14m	15m	16m	17m	18m	19m	20m
3.3ft	6.6ft	9.8ft	13.1ft	16.4ft	19.7ft	23ft	26.2ft	29.5ft	32.8ft	36.1ft	39.4ft	42.7ft	45.9ft	49.2ft	52.5ft	55.8ft	59.1ft	62.3ft	65.6ft
3478lx	869lx	386lx	217lx	139lx	97lx	71lx	54lx	43lx	35lx	29lx	24lx	21lx	18lx	15lx	14lx	12lx	11lx	10lx	9lx
323.1fcd	80.8fcd	35.9fcd	20.2fcd	12.9fcd	9fcd	6.6fcd	5fcd	4fcd	3.2fcd	2.7fcd	2.2fcd	1.9fcd	1.6fcd	1.4fcd	1.3fcd	1.1fcd	1fcd	0.9fcd	0.8fcd

The above information is for 3000K colour temperature, for specific module information please see LED spec located on our website

For information regarding other colour temperatures please use the following factors for lumen output and candelas:

2700K = 0.941

4000K = 1.065

## Light efficiency:

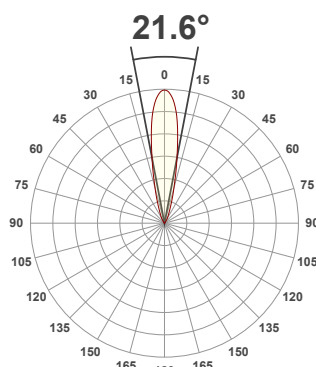
**64 Lumen/Watt**

## Light quality:

**CRI: 91.3**

## Color temperature:

**3000 K**



## Product name:

**TubeLED Micro, 3000K, 24°, 350mA**

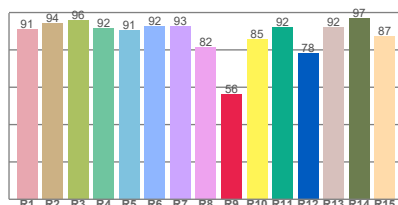
## Item number:

**6100-LED-930-24-350mA**

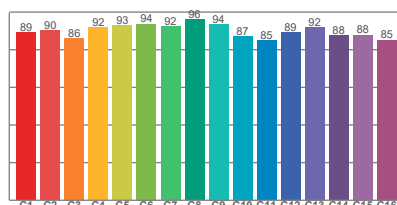
**Delivered information for above fixture and LED combination.**

**Output: 478 Lumen    Peak intensity: 2348 cd    Power consumption: 7.4**

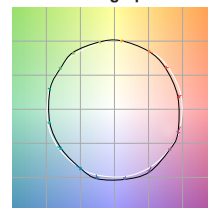
CRI R values



TM30 C Values

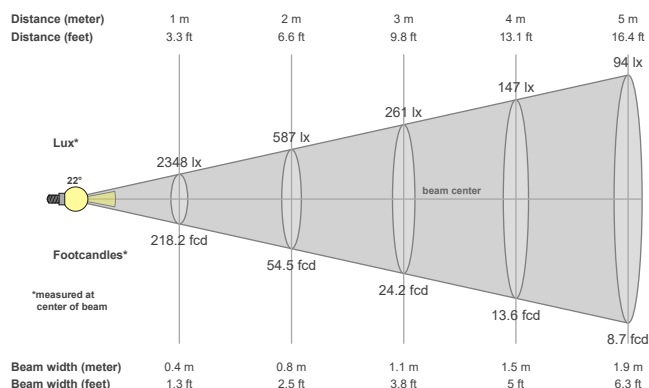


Color vector graphics



Color temperature	Color rendering index	Red component	Color fidelity	Color gamut	Color quality scale	Color coordinate cie 1931	Color coordinate cie 1931	Color coordinate	Color coordinate	Color deviation from black body
CCT	CRI	CRI R9	TM30 Rf	TM30 Rg	CQS	x	y	u	v	Δuv
3000 K	91.3	56.2	90.0	99.9	89.7	0.437	0.404	0.248	0.347	0.0002

## Beam details



## Beam angels

Beam angle 50%	Field angle 10%	Cutoff angle 2,5%
21.6°	44.2°	66.9°

## Beam intensities

Peak intensity	Int. ratio in 120° cone	Int. ratio in 90° cone
2348 cd	99.4%	98.7%

## Beam intensities from 1-20m

1m	2m	3m	4m	5m	6m	7m	8m	9m	10m	11m	12m	13m	14m	15m	16m	17m	18m	19m	20m
3.3ft	6.6ft	9.8ft	13.1ft	16.4ft	19.7ft	23ft	26.2ft	29.5ft	32.8ft	36.1ft	39.4ft	42.7ft	45.9ft	49.2ft	52.5ft	55.8ft	59.1ft	62.3ft	65.6ft
2348lx	587lx	261lx	147lx	94lx	65lx	48lx	37lx	29lx	23lx	19lx	16lx	14lx	12lx	10lx	9lx	8lx	7lx	7lx	6lx
218.2fcd	54.5fcd	24.2fcd	13.6fcd	8.7fcd	6.1fcd	4.5fcd	3.4fcd	2.7fcd	2.2fcd	1.8fcd	1.5fcd	1.3fcd	1.1fcd	1fcd	0.9fcd	0.8fcd	0.7fcd	0.6fcd	0.5fcd

The above information is for 3000K colour temperature, for specific module information please see LED spec located on our website

For information regarding other colour temperatures please use the following factors for lumen output and candelas:

2700K = 0.941

4000K = 1.065

## Light efficiency:

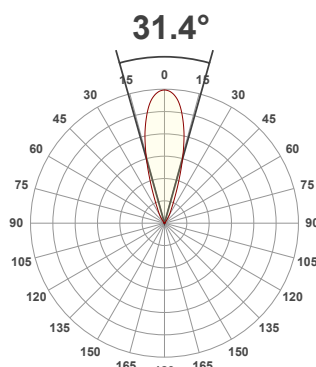
**59 Lumen/Watt**

## Light quality:

**CRI: 91.3**

## Color temperature:

**3000 K**



## Product name:

**TubeLED Micro, 3000K, 36°, 350mA**

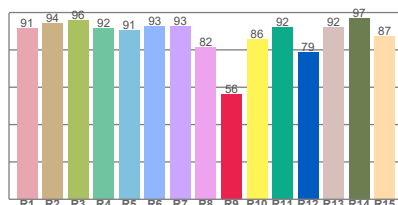
## Item number:

**6100-LED-930-36-350mA**

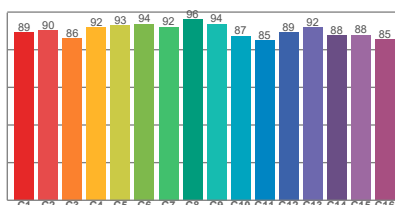
**Delivered information for above fixture and LED combination.**

**Output: 439 Lumen    Peak intensity: 1344 cd    Power consumption: 7.4**

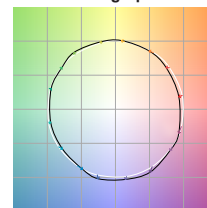
CRI R values



TM30 C Values

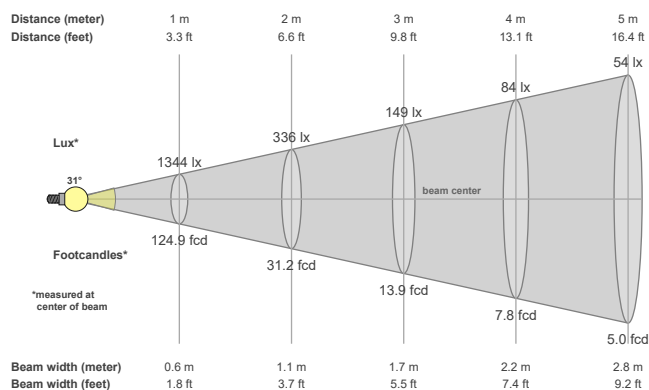


Color vector graphics



Color temperature	Color rendering index	Red component	Color fidelity	Color gamut	Color quality scale	Color coordinate cie 1931	Color coordinate cie 1931	Color coordinate	Color coordinate	Color deviation from black body
CCT	CRI	CRI R9	TM30 Rf	TM30 Rg	CQS	x	y	u	v	Δuv
3000 K	91.3	56.3	90.0	99.9	89.7	0.437	0.404	0.248	0.347	0.0001

## Beam details



## Beam angels

Beam angle 50%	Field angle 10%	Cutoff angle 2,5%
31.4°	54.6°	72.8°

## Beam intensities

Peak intensity	Int. ratio in 120° cone	Int. ratio in 90° cone
1344 cd	99.4%	98.5%

## Beam intensities from 1-20m

1m	2m	3m	4m	5m	6m	7m	8m	9m	10m	11m	12m	13m	14m	15m	16m	17m	18m	19m	20m
3.3ft	6.6ft	9.8ft	13.1ft	16.4ft	19.7ft	23ft	26.2ft	29.5ft	32.8ft	36.1ft	39.4ft	42.7ft	45.9ft	49.2ft	52.5ft	55.8ft	59.1ft	62.3ft	65.6ft
1344lx	336lx	149lx	84lx	54lx	37lx	27lx	21lx	17lx	13lx	11lx	9lx	8lx	7lx	6lx	5lx	5lx	4lx	4lx	3lx
124.9fcd	31.2fcd	13.9fcd	7.8fcd	5fcd	3.5fcd	2.5fcd	2fcd	1.5fcd	1.2fcd	1fcd	0.9fcd	0.7fcd	0.6fcd	0.6fcd	0.5fcd	0.4fcd	0.4fcd	0.3fcd	0.3fcd

The above information is for 3000K colour temperature, for specific module information please see LED spec located on our website

For information regarding other colour temperatures please use the following factors for lumen output and candelas:

2700K = 0.941

4000K = 1.065