
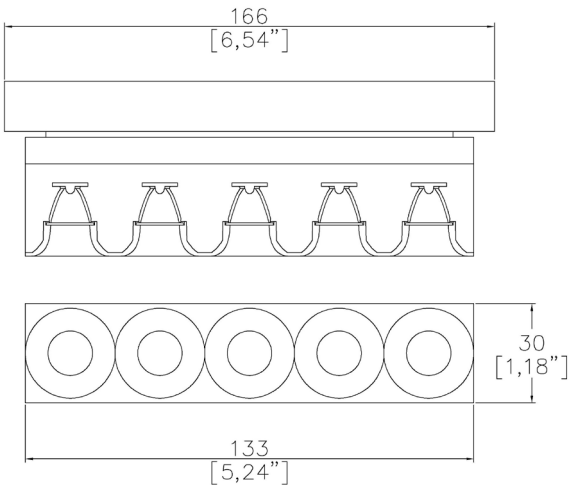


# FineLine System

## Line 5LED Flare



133 x 30mm (5.24" x 1.18") overall dimension.  
Linear Downlight for use in FineLine Profile system.  
Family of matching products also available.



2605-FL-FLS

LED Source	LED	LED	LED
CCT	3000K	3000K	3000K
Drive Current	700mA	700mA	700mA
Power inc Driver	13W	13W	13W
Beam Angle	12°	34°	48°
Delivered Lumens	725	771	783
Delivered Intensisty cd	7660	2544	1790
Efficacy lm/w	56	59	60
Forward Volt	15V	15V	15V
CRI	≥90 CRI	≥90 CRI	≥90 CRI

Project Ref: \_\_\_\_\_ Location Ref: \_\_\_\_\_

Fixture Order Code: 2605-FL-FLS - - - - -

Fixture  
2605-FL-FLS

Line 5LED Flared Baffle FineLine Sytem

CCT  
27  
30  
40

90 CRI 2700K  
90 CRI 3000K  
90 CRI 4000K

Finish  
BK

Black

Beam  
12  
34  
48

12°  
34°  
48°

Protocol  
S  
A  
D  
B

Non-Dim  
Analogue (0-10v)  
DALI  
Bluetooth\*\*

Drive Current  
350  
500  
700

350mA  
500mA  
700mA

Please refer to installation instruction for wiring diagram

.....

Technical Details

Dimming. Whilst Lucent can offer the majority of its luminaires with various dimming options, it remains the responsibility of the specifier/installer to check and ensure compatibility of any control equipment used. Additional cabling may be required depending on the dimming protocol specified.

\*\*Bluetooth (wireless) is the communication method. The exact dimming protocol must be confirmed to allow the selection of suitable drivers or bluetooth devices.

First Fix Requirement. Luminaire for use in Lucent FineLine Profile System. Please refer to the system installation instructions for details.

IP Rating. Tested from underside of the ceiling

It is the policy of Lucent Lighting to continually review and improve its products and therefore reserve the right to change any details of product or withdraw specifications without prior notice.

Luminaires designed to comply with EN60598 and all other standards.

This specification sheet superseded all previous versions.

All intellectual property rights pertaining to the product described above and to this document are owned by or licensed to Lucent Lighting Ltd.

We reserve the right to take whatever action is necessary to protect those intellectual property rights.

Please notify Lucent Lighting Ltd of any inaccuracies immediately. E&OE

## Light efficiency:

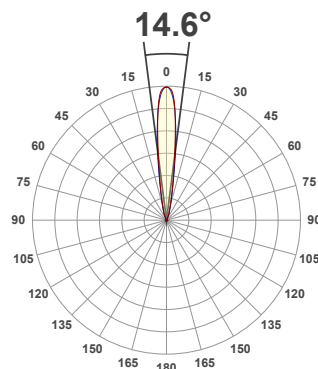
**56 Lumen/Watt**

## Light quality:

**CRI: 90.4**

## Color temperature:

**3000 K**



## Product name:

**Line 5LED Flare, 3000K, 12°, 700mA**

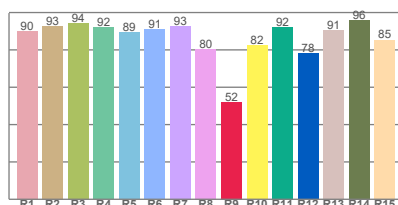
## Item number:

**2605-FL-30-12-700mA**

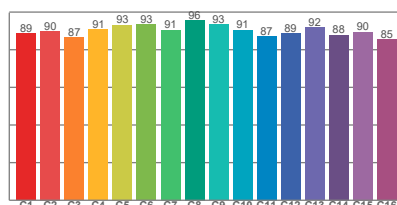
**Delivered information for above fixture and LED combination.**

**Output: 725 Lumen    Peak intensity: 7660 cd    Power consumption: 13.0**

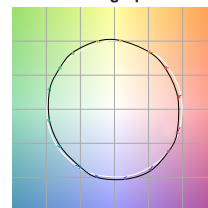
## CRI R values



## TM30 C Values

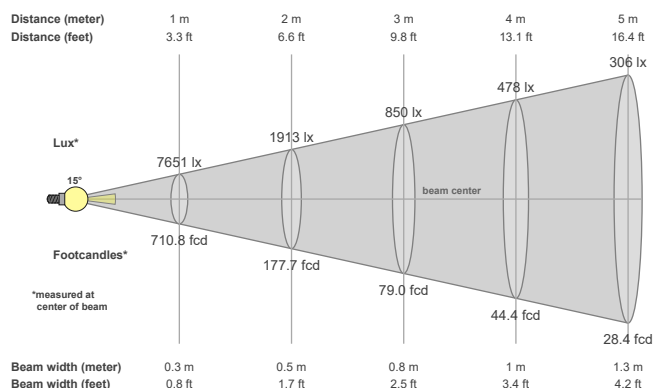


## Color vector graphics



Color temperature	Color rendering index	Red component	Color fidelity	Color gamut	Color quality scale	Color coordinate cie 1931	Color coordinate cie 1931	Color coordinate	Color coordinate	Color deviation from black body
CCT	CRI	CRI R9	TM30 Rf	TM30 Rg	CQS	x	y	u	v	Δuv
3000 K	90.4	52.2	90.1	99.4	89.6	0.437	0.404	0.251	0.350	0.0026

## Beam details



## Beam angles

Beam angle 50%	Field angle 10%	Cutoff angle 2,5%
14.6°	31.2°	45.5°

## Beam intensities

Peak intensity	Int. ratio in 120° cone	Int. ratio in 90° cone
7660 cd	99.8%	99.7%

## Beam intensities from 1-20m

1m	2m	3m	4m	5m	6m	7m	8m	9m	10m	11m	12m	13m	14m	15m	16m	17m	18m	19m	20m
3.3ft	6.6ft	9.8ft	13.1ft	16.4ft	19.7ft	23ft	26.2ft	29.5ft	32.8ft	36.1ft	39.4ft	42.7ft	45.9ft	49.2ft	52.5ft	55.8ft	59.1ft	62.3ft	65.6ft
7651lx	1913lx	850lx	478lx	306lx	213lx	156lx	120lx	94lx	77lx	63lx	53lx	45lx	39lx	34lx	30lx	26lx	24lx	21lx	19lx
710.8fcd	177.7fcd	79fcd	44.4fcd	28.4fcd	19.7fcd	14.5fcd	11.1fcd	8.8fcd	7.1fcd	5.9fcd	4.9fcd	4.2fcd	3.6fcd	3.2fcd	2.8fcd	2.5fcd	2.2fcd	2fcd	1.8fcd

The above information is for 3000K colour temperature, for specific module information please see LED spec located on our website

For information regarding other colour temperatures please use the following factors for lumen output and candelas:

2700K = 0.82

4000K = 1.11

## Light efficiency:

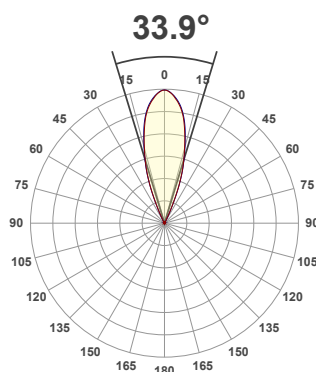
**59 Lumen/Watt**

## Light quality:

**CRI: 90.5**

## Color temperature:

**3000 K**



## Product name:

**Line 5LED Flare, 3000K, 34°, 700mA**

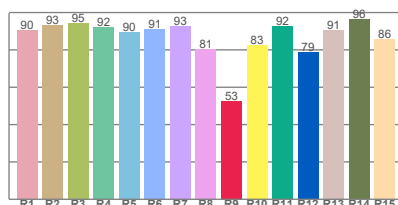
## Item number:

**2605-FL-30-34-700mA**

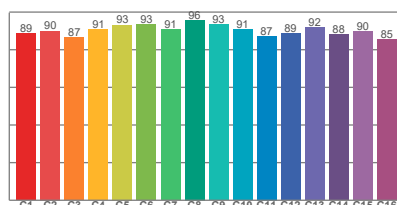
**Delivered information for above fixture and LED combination.**

**Output: 771 Lumen    Peak intensity: 2544 cd    Power consumption: 13.0**

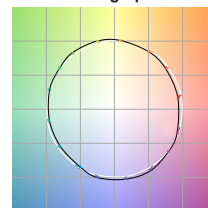
**CRI R values**



**TM30 C Values**

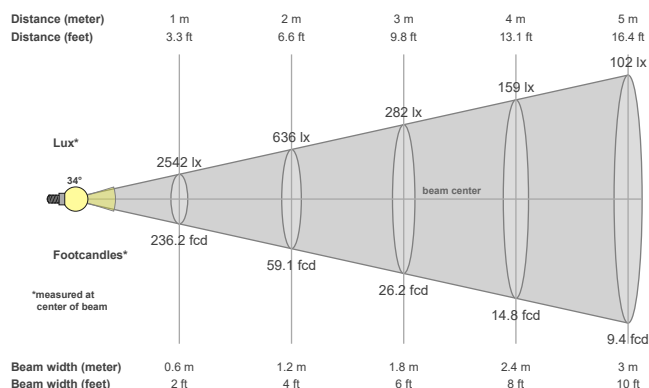


**Color vector graphics**



Color temperature	Color rendering index	Red component	Color fidelity	Color gamut	Color quality scale	Color coordinate cie 1931	Color coordinate cie 1931	Color coordinate	Color coordinate	Color deviation from black body
CCT	CRI	CRI R9	TM30 Rf	TM30 Rg	CQS	x	y	u	v	Δuv
3000 K	90.5	52.6	90.1	99.5	89.7	0.437	0.404	0.251	0.350	0.0023

## Beam details



## Beam angels

Beam angle 50%	Field angle 10%	Cutoff angle 2,5%
33.9°	49.8°	55.9°

## Beam intensities

Peak intensity	Int. ratio in 120° cone	Int. ratio in 90° cone
2544 cd	99.8%	99.7%

## Beam intensities from 1-20m

1m	2m	3m	4m	5m	6m	7m	8m	9m	10m	11m	12m	13m	14m	15m	16m	17m	18m	19m	20m
3.3ft	6.6ft	9.8ft	13.1ft	16.4ft	19.7ft	23ft	26.2ft	29.5ft	32.8ft	36.1ft	39.4ft	42.7ft	45.9ft	49.2ft	52.5ft	55.8ft	59.1ft	62.3ft	65.6ft
2542lx	636lx	282lx	159lx	102lx	71lx	52lx	40lx	31lx	25lx	21lx	18lx	15lx	13lx	11lx	10lx	9lx	8lx	7lx	6lx
236.2fcd	59.1fcd	26.2fcd	14.8fcd	9.4fcd	6.6fcd	4.8fcd	3.7fcd	2.9fcd	2.4fcd	2fcd	1.6fcd	1.4fcd	1.2fcd	1fcd	0.9fcd	0.8fcd	0.7fcd	0.7fcd	0.6fcd

The above information is for 3000K colour temperature, for specific module information please see LED spec located on our website

For information regarding other colour temperatures please use the following factors for lumen output and candelas:

2700K = 0.82

4000K = 1.11

Light efficiency:

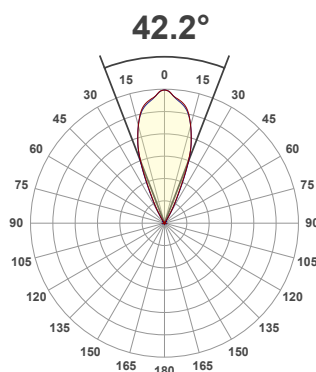
**60 Lumen/Watt**

Light quality:

**CRI: 90.5**

Color temperature:

**3000 K**



Product name:

**Line 5LED Flare, 3000K, 48°, 700mA**

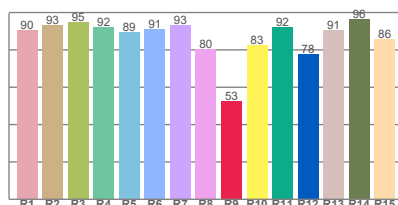
Item number:

**2605-FL-30-48-700mA**

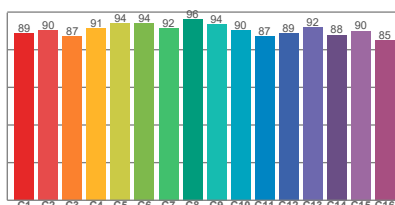
**Delivered information for above fixture and LED combination.**

**Output: 783 Lumen    Peak intensity: 1790 cd    Power consumption: 13.0**

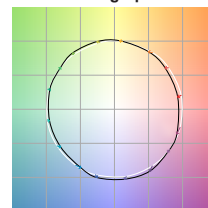
CRI R values



TM30 C Values

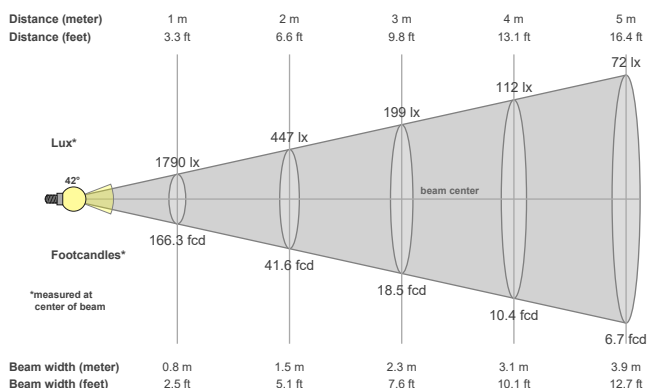


Color vector graphics



Color temperature	Color rendering index	Red component	Color fidelity	Color gamut	Color quality scale	Color coordinate cie 1931	Color coordinate cie 1931	Color coordinate	Color coordinate	Color deviation from black body
CCT	CRI	CRI R9	TM30 Rf	TM30 Rg	CQS	x	y	u	v	Δuv
3000 K	90.5	52.5	90.3	99.1	89.8	0.437	0.404	0.251	0.350	0.0026

## Beam details



## Beam angels

Beam angle 50%	Field angle 10%	Cutoff angle 2,5%
42.2°	59.3°	66.9°

## Beam intensities

Peak intensity	Int. ratio in 120° cone	Int. ratio in 90° cone
1790 cd	99.9%	99.8%

## Beam intensities from 1-20m

1m	2m	3m	4m	5m	6m	7m	8m	9m	10m	11m	12m	13m	14m	15m	16m	17m	18m	19m	20m
3.3ft	6.6ft	9.8ft	13.1ft	16.4ft	19.7ft	23ft	26.2ft	29.5ft	32.8ft	36.1ft	39.4ft	42.7ft	45.9ft	49.2ft	52.5ft	55.8ft	59.1ft	62.3ft	65.6ft
1790lx	447lx	199lx	112lx	72lx	50lx	37lx	28lx	22lx	18lx	15lx	12lx	11lx	9lx	8lx	7lx	6lx	6lx	5lx	4lx
166.3fcd	41.6fcd	18.5fcd	10.4fcd	6.7fcd	4.6fcd	3.4fcd	2.6fcd	2.1fcd	1.7fcd	1.4fcd	1.2fcd	1fcd	0.8fcd	0.7fcd	0.6fcd	0.6fcd	0.5fcd	0.5fcd	0.4fcd

The above information is for 3000K colour temperature, for specific module information please see LED spec located on our website

For information regarding other colour temperatures please use the following factors for lumen output and candelas:

2700K = 0.82

4000K = 1.11