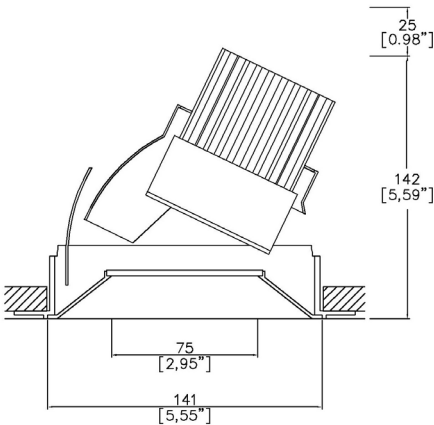


ProSpex Plus XL Conical Accent Trimless



141mm (5.55") overall trimless diameter. 360° rotation. Up to 45° tilt. Available with standard trim kit or plaster-in kit for flush appearance. Family of matching products also available. Required depth height + 25mm^



093+XL-LED-TL
Cut-out 140mm Ø

LED Source	LED71WD	LED71WD	LED71WD
CCT	3000K	3000K	3000K
Drive Current	1000mA	1000mA	1000mA
Power inc Driver	27.0W	27.0W	27.0W
Beam Angle	19°	23°	42°
Delivered Lumens	1505	1494	1447
Delivered Intensisty cd	5768	4536	1991
Efficacy lm/w	55.7	55.3	53.6
Forward Volt	23V	23V	23V

Test results at full output

Project Ref: _____

Location Ref: _____

Fixture Order Code: 093+XL-LED-TL - - -

Fixture

093+XL-LED-TL

Plus XL Conical Accent Trimless with LED71

Finish

WH
BK
RAL

White
Black
Custom RAL Colour*

IP Rating

44

IP44

Emergency

E
ED
ES

Maintained 3hr Emergency
Maintained 3hr DALI Self Test
Maintained 3hr Self Test



LED Order Code: LED71WD - - -

LED

LED71WD LED70 ONE Ambiance WarmDim

CCT

2720
3020

2700K - 2000K
3000K - 2000K

Beam

19
23
42

19°
23°
42°

Protocol

S
A
P
D
B

Non-Dim
Analogue (0-10v)
Phase
DALI
Bluetooth**



Honeycomb Louvre



Diffusing Lens



Frosted Lens



Heavy Spread Lens



Linear Spread Lens



Warm Tone

Accessories Order Code:

Louvre/Lens

MN71	Honeycomb Louvre
MDCC	Warm Tone Lens
MDUV	UV Lens
MDDF	Diffusing Lens
MDFR	Frosted Lens
MDLS	Linear Spread Lens
MDHS	Heavy Spread Lens

Technical Details

*Custom RAL code must be specified. Custom RAL colours can increase prices and lead times

Dimming. Whilst Lucent can offer the majority of its luminaires with various dimming options, it remains the responsibility of the specifier/installer to check and ensure compatibility of any control equipment used. Additional cabling may be required depending on the dimming protocol specified.

**DALI Type 6 requires two DALI addresses, one for CCT control the other for Intesisty control. DALI Type 8 is a single DALI Type 8 address for CCT and Intesisty control. Please check which control system is being used before specifying.

***Bluetooth (wireless) is the communication method. The exact dimming protocol must be confirmed to allow the selection of suitable drivers or bluetooth devices.

^ Depth indicated is the minimum recess depth for the luminaire with a remote mounted LED driver. Installing a driver through either the luminaire cut-out or installation kit may require additional recess depth, please refer to the relevant luminaire installation instructions for further details.Data correct at time of publishing

First Fix Requirement. Luminaire comprised of fixture body with ceiling trim and installation kit, which is to be fitted into the ceiling once finished. Ensure correct alignment of the installation kit before final assembly (see luminaire instllation instructions for details)

IP Rating. Tested from underside of the ceiling

It is the policy of Lucent Lighting to continually review and improve its products and therefore reserve the right to change any details of product or withdraw specifications without prior notice.

Luminaires designed to comply with EN60598 and all other standards.

This specification sheet superseded all previous versions.

All intellectual property rights pertaining to the product described above and to this document are owned by or licensed to Lucent Lighting Ltd.

We reserve the right to take whatever action is necessary to protect those intellectual property rights.

Please notify Lucent Lighting Ltd of any inaccuracies immediately. E&OE

Light efficiency:

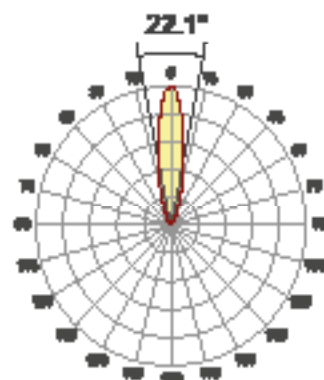
56 Lumen/Watt

Light quality:

CRI: 95.8

Color temperature:

300 K



Product name:

093+XL-LED - LED71WD-3020-19

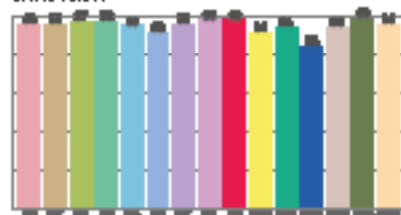
Part number:

Plus XL Conical Accent
LED71WD-3020-19 - 1000mA

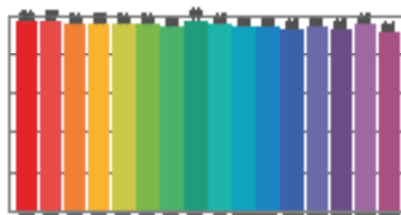
Delivered information for above
fixture and LED combination.

Output: 1505 Lumen Peak intensity: 5768 cd Power consumption: 27.0

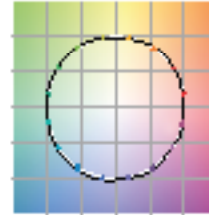
CRI R values



TM30 C Values

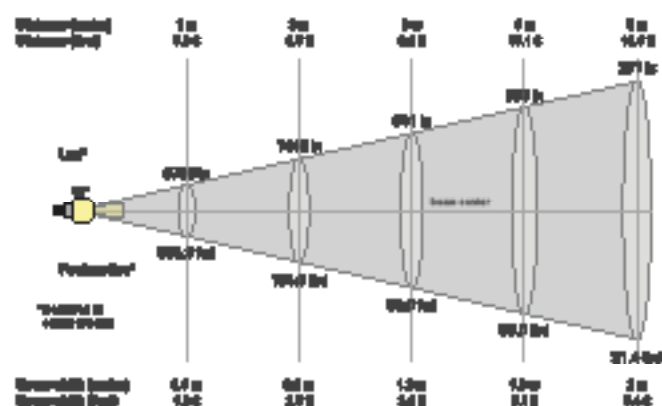


Color vector graphics



Color vector	Color vector	Color vector	Color vector	Color vector	Color vector	Color vector	Color vector	Color vector	Color vector	Color vector
CCT	CRI	CRI R9	TM30 Rf	TM30 Rg	CRI	x	y	u	v	z
3000 K	95.8	95.8	94.8	102.5	95.8	0.658	0.344	0.448	0.346	0.000

Beam details



Beam spread

Beam angle 50%	Field angle 95%	Cutoff angle 2.0%
22.1°	12°	81.3°

Beam intensities

Peak intensity	Int. ratio to 125° cone	Int. ratio to 95° cone
5768 cd	88.3%	88.1%

Beam intensities from 1-20m

1m	2m	3m	4m	5m	6m	7m	8m	9m	10m	11m	12m	13m	14m	15m	16m	17m	18m	19m	20m
3.3%	6.6%	9.8%	13.1%	16.4%	19.7%	23%	26.2%	29.5%	32.8%	36.1%	39.4%	42.7%	45.9%	49.2%	52.5%	55.8%	59.1%	62.3%	65.6%
5768lx	1442lx	641lx	360lx	231lx	160lx	118lx	90lx	71lx	58lx	48lx	40lx	34lx	29lx	26lx	23lx	20lx	18lx	16lx	14lx
535.9fc	134fc	59.5fc	33.5fc	21.4fc	14.9fc	10.9fc	8.4fc	6.6fc	5.4fc	4.4fc	3.7fc	3.2fc	2.7fc	2.4fc	2.1fc	1.9fc	1.7fc	1.5fc	1.3fc

The above information is for 3000K colour temperature, for specific module information please see LED spec located on our website

For information regarding other colour temperatures please use the following factors for lumen output and candelas:

2700K = 0.82
4000K = 1.11

Light efficiency:

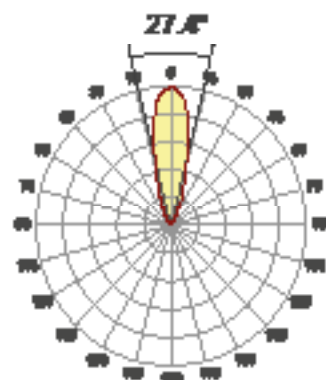
55 Lumen/Watt

Light quality:

CRI: 96.3

Color temperature:

3000 K



Product name:

093+XL-LED - LED71WD-3020-23

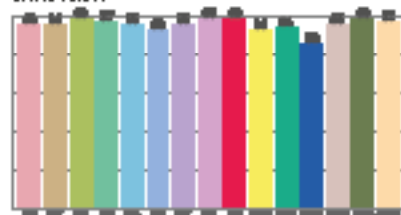
Part number:

Plus XL Conical Accent
LED71WD-3020-23 - 1000mA

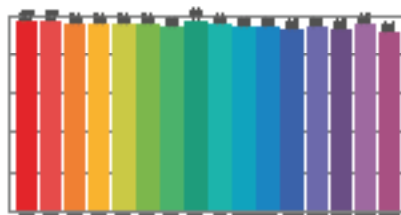
Delivered information for above
fixture and LED combination.

Output: 1404 Lumen Peak intensity: 4536 cd Power consumption: 27.0

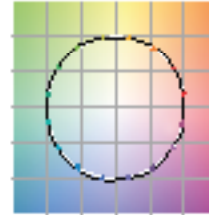
CRI R values



TM30 C Values

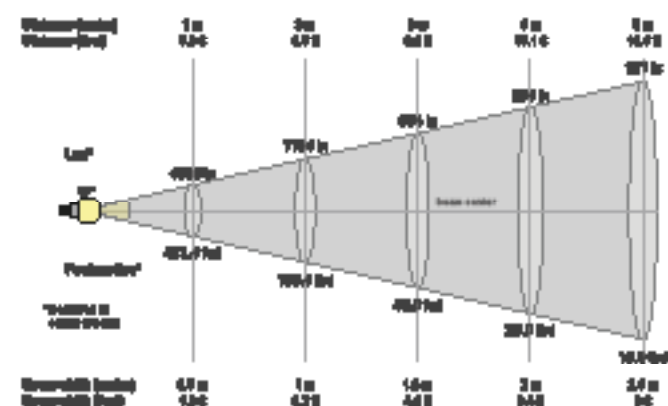


Color vector graphics



Color vector	Color vector	Color vector	Color vector	Color vector	Color vector	Color vector	Color vector	Color vector	Color vector	Color vector
CCT	CRI	CRI R9	TM30 Rf	TM30 Rg	CQS	x	y	u	v	z
3000 K	96.3	98.1	96.2	102.8	96.2	0.437	0.404	0.261	0.340	0.002

Beam data



Beam spread

Beam angle 50%	Field angle 95%	Cutoff angle 2.0%
27.4°	67.2°	98.7°

Beam intensities

Peak intensity	Int. ratio to 125° cone	Int. ratio to 95° cone
4536 cd	98.8%	98.2%

Beam intensities from 1-20m

1m	2m	3m	4m	5m	6m	7m	8m	9m	10m	11m	12m	13m	14m	15m	16m	17m	18m	19m	20m
3.3ft	6.6ft	9.8ft	13.1ft	16.4ft	19.7ft	23ft	26.2ft	29.5ft	32.8ft	36.1ft	39.4ft	42.7ft	45.9ft	49.2ft	52.5ft	55.8ft	59.1ft	62.3ft	65.6ft
4536lx	1134lx	504lx	284lx	181lx	126lx	93lx	71lx	56lx	45lx	37lx	32lx	27lx	23lx	20lx	18lx	16lx	14lx	13lx	11lx
421.4fc d	105.4fc d	46.8fc d	26.3fc d	16.9fc d	11.7fc d	8.6fc d	6.6fc d	5.2fc d	4.2fc d	3.5fc d	2.9fc d	2.5fc d	2.2fc d	1.9fc d	1.6fc d	1.5fc d	1.3fc d	1.2fc d	1.1fc d

The above information is for 3000K colour temperature, for specific module information please see LED spec located on our website

For information regarding other colour temperatures please use the following factors for lumen output and candelas:

2700K = 0.82
4000K = 1.11

Light efficiency:

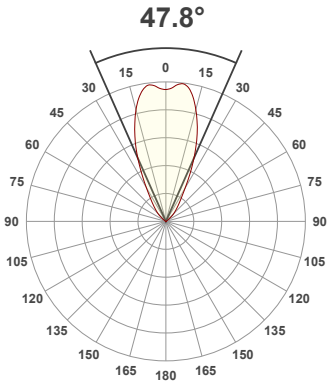
54 Lumen/Watt

Light quality:

CRI: 96.1

Color temperature:

3000 K



Product name:

093+XL-LED - LED71WD-3020-42

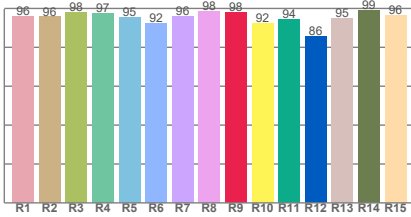
Item number:

Plus XL Conical Accent
LED71WD-3020-42 - 1000mA

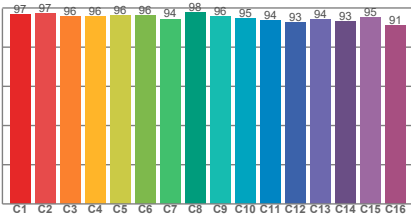
Delivered information for above
fixture and LED combination.

Output: 1447 Lumen Peak intensity: 1991 cd Power consumption: 27.0

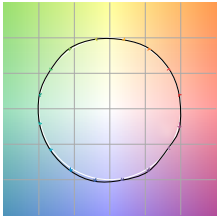
CRI R values



TM30 C Values

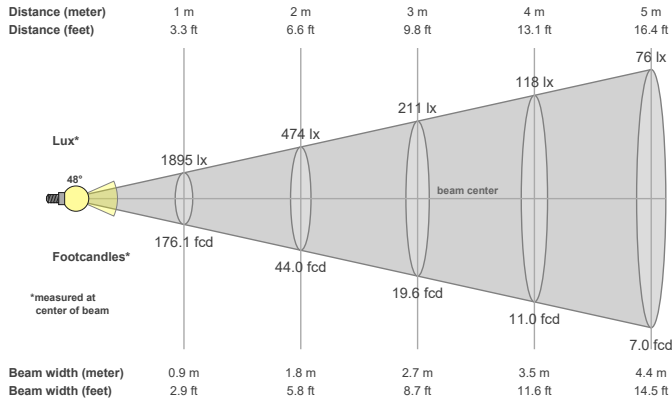


Color vector graphics



Color temperature	Color rendering index	Red component	Color fidelity	Color gamut	Color quality scale	Color coordinate cie 1931	Color coordinate cie 1931	Color coordinate	Color coordinate	Color diviation from black body
CCT	CRI	CRI R9	TM30 Rf	TM30 Rg	CQS	x	y	u	v	Δuv
3000 K	96.1	98.0	95.1	102.6	95.1	0.437	0.404	0.251	0.348	-0.0059

Beam details



Beam angels

Beam angle 50%	Field angle 10%	Cutoff angle 2,5%
47.8°	85.1°	105.4°

Beam intensities

Peak intensity	Int. ratio in 120° cone	Int. ratio in 90° cone
1991 cd	99.6%	94.0%

Beam intensities from 1-20m

1m	2m	3m	4m	5m	6m	7m	8m	9m	10m	11m	12m	13m	14m	15m	16m	17m	18m	19m	20m
3.3ft	6.6ft	9.8ft	13.1ft	16.4ft	19.7ft	23ft	26.2ft	29.5ft	32.8ft	36.1ft	39.4ft	42.7ft	45.9ft	49.2ft	52.5ft	55.8ft	59.1ft	62.3ft	65.6ft
1895lx	474lx	211lx	118lx	76lx	53lx	39lx	30lx	23lx	19lx	16lx	13lx	11lx	10lx	8lx	7lx	7lx	6lx	5lx	5lx
176.1fcd	44fcd	19.6fcd	11fcd	7fcd	4.9fcd	3.6fcd	2.8fcd	2.2fcd	1.8fcd	1.5fcd	1.2fcd	1fcd	0.9fcd	0.8fcd	0.7fcd	0.6fcd	0.5fcd	0.5fcd	0.4fcd

The above information is for 3000K colour temperature, for specific module information please see LED spec located on our website

For information regarding other colour temperatures please use the following factors for lumen output and candelas:

2700K = 0.85