

Light efficiency:

84 Lumen/Watt

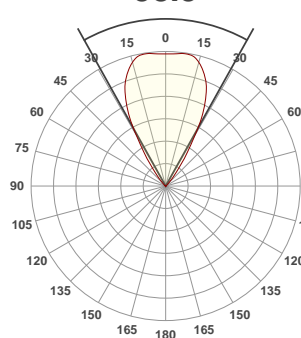
Light quality:

CRI: 92.2

Color temperature:

3000 K

58.3°



Product name:

**Flare90 Fixed/Accent - LED50
ONE GEN2, 3000K, 55°, 350mA**

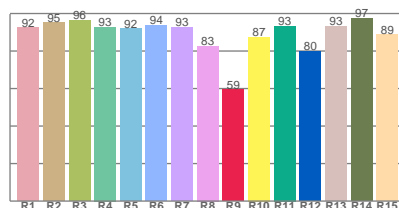
Item number:

**930/933-FL -
LED51/2-30-55-350mA**

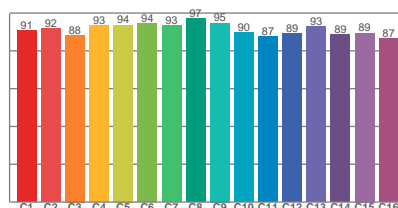
**Delivered information for above
fixture and LED combination.**

Output: 1141 Lumen Peak intensity: 1338 cd Power consumption: 13.6

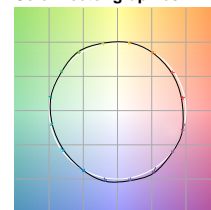
CRI R values



TM30 C Values

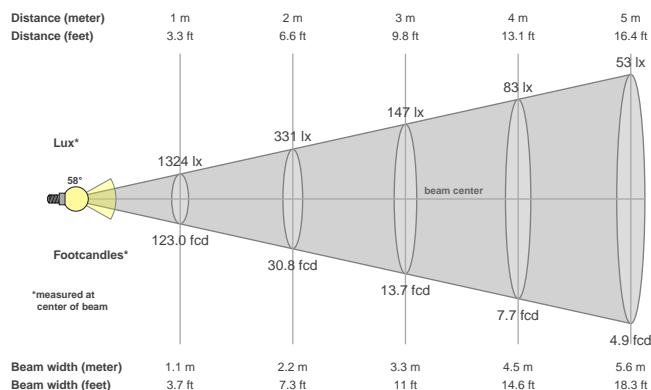


Color vector graphics



Color temperature	Color rendering index	Red component	Color fidelity	Color gamut	Color quality scale	Color coordinate cie 1931	Color coordinate cie 1931	Color coordinate	Color coordinate	Color deviation from black body
CCT	CRI	CRI R9	TM30 Rf	TM30 Rg	CQS	x	y	u	v	Δuv
3000 K	92.2	59.3	91.4	100.2	90.3	0.437	0.404	0.249	0.347	-0.0003

Beam details



Beam angels

Beam angle 50%	Field angle 10%	Cutoff angle 2,5%
58.3°	79°	93.5°

Beam intensities

Peak intensity	Int. ratio in 120° cone	Int. ratio in 90° cone
1338 cd	99.7%	97.9%

Beam intensities from 1-20m

1m	2m	3m	4m	5m	6m	7m	8m	9m	10m	11m	12m	13m	14m	15m	16m	17m	18m	19m	20m
3.3ft	6.6ft	9.8ft	13.1ft	16.4ft	19.7ft	23ft	26.2ft	29.5ft	32.8ft	36.1ft	39.4ft	42.7ft	45.9ft	49.2ft	52.5ft	55.8ft	59.1ft	62.3ft	65.6ft
1324lx	331lx	147lx	83lx	53lx	37lx	27lx	21lx	16lx	13lx	11lx	9lx	8lx	7lx	6lx	5lx	5lx	4lx	4lx	3lx
123fcd	30.8fcd	13.7fcd	7.7fcd	4.9fcd	3.4fcd	2.5fcd	1.9fcd	1.5fcd	1.2fcd	1fcd	0.9fcd	0.7fcd	0.6fcd	0.5fcd	0.5fcd	0.4fcd	0.4fcd	0.3fcd	0.3fcd

The above information is for 3000K colour temperature, for specific module information please see LED spec located on our website

For information regarding other colour temperatures please use the following factors for lumen output and candelas:

2700K = 1
3500K = 1
4000K = 1.084