

## Light efficiency:

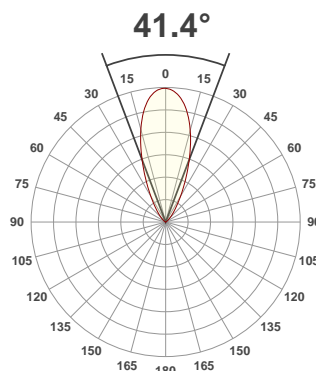
**47 Lumen/Watt**

## Light quality:

**CRI: 95.5**

## Color temperature:

**3000 K**



## Product name:

**930\_933-FL-LED - LED51WD-3020-39-500mA**

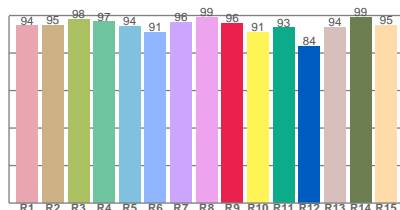
## Item number:

**Flare90 Fixed\_Accent - LED51WD-3020-39-500mA**

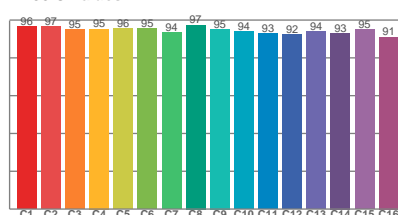
**Delivered information for above fixture and LED combination.**

**Output: 796 Lumen Peak intensity: 1337 cd Power consumption: 17.1**

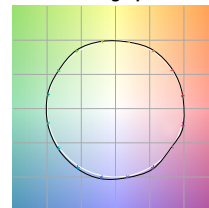
## CRI R values



## TM30 C Values

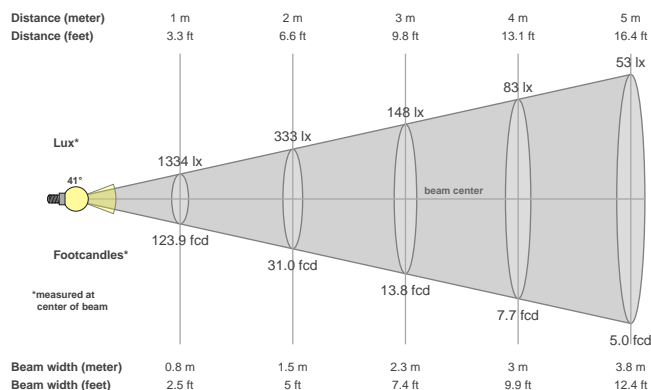


## Color vector graphics



| Color temperature | Color rendering index | Red component | Color fidelity | Color gamut | Color quality scale | Color coordinate cie 1931 | Color coordinate cie 1931 | Color coordinate | Color coordinate | Color deviation from black body |
|-------------------|-----------------------|---------------|----------------|-------------|---------------------|---------------------------|---------------------------|------------------|------------------|---------------------------------|
| CCT               | CRI                   | CRI R9        | TM30 Rf        | TM30 Rg     | CQS                 | x                         | y                         | u                | v                | Δuv                             |
| 3000 K            | 95.5                  | 95.7          | 94.7           | 103.1       | 94.7                | 0.437                     | 0.404                     | 0.257            | 0.342            | -0.0070                         |

## Beam details



## Beam angels

| Beam angle 50% | Field angle 10% | Cutoff angle 2,5% |
|----------------|-----------------|-------------------|
| 41.4°          | 76.2°           | 101.6°            |

## Beam intensities

| Peak intensity | Int. ratio in 120° cone | Int. ratio in 90° cone |
|----------------|-------------------------|------------------------|
| 1337 cd        | 98.6%                   | 93.6%                  |

## Beam intensities from 1-20m

| 1m       | 2m    | 3m      | 4m     | 5m     | 6m     | 7m     | 8m     | 9m     | 10m    | 11m    | 12m    | 13m    | 14m    | 15m    | 16m    | 17m    | 18m    | 19m    | 20m    |
|----------|-------|---------|--------|--------|--------|--------|--------|--------|--------|--------|--------|--------|--------|--------|--------|--------|--------|--------|--------|
| 3.3ft    | 6.6ft | 9.8ft   | 13.1ft | 16.4ft | 19.7ft | 23ft   | 26.2ft | 29.5ft | 32.8ft | 36.1ft | 39.4ft | 42.7ft | 45.9ft | 49.2ft | 52.5ft | 55.8ft | 59.1ft | 62.3ft | 65.6ft |
| 1334lx   | 333lx | 148lx   | 83lx   | 53lx   | 37lx   | 27lx   | 21lx   | 16lx   | 13lx   | 11lx   | 9lx    | 8lx    | 7lx    | 6lx    | 5lx    | 5lx    | 4lx    | 4lx    | 3lx    |
| 123.9fcd | 31fcd | 13.8fcd | 7.7fcd | 5fcd   | 3.4fcd | 2.5fcd | 1.9fcd | 1.5fcd | 1.2fcd | 1fcd   | 0.9fcd | 0.7fcd | 0.6fcd | 0.6fcd | 0.5fcd | 0.4fcd | 0.4fcd | 0.3fcd | 0.3fcd |

The above information is for 3000K colour temperature, for specific module information please see LED spec located on our website

For information regarding other colour temperatures please use the following factors for lumen output and candelas:

2700K = 0.93