

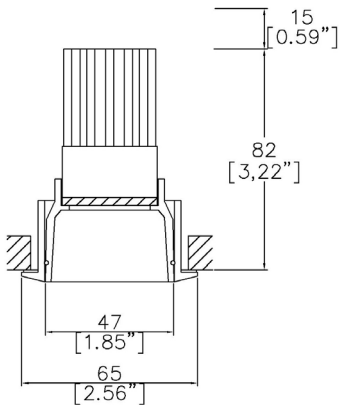


ProSpex Soft50 Fixed

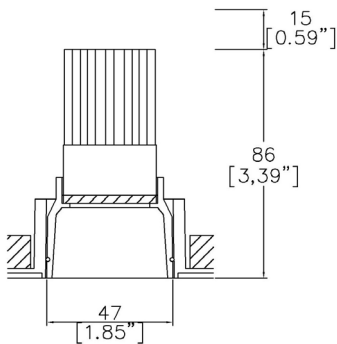
TM65.2	5kgCO2e
TM66	2.4CEAM



65mm (2.56") overall trim diameter. 47mm (1.85") overall trimless diameter. Available with standard trim kit or plaster-in kit for flush appearance. Family of matching products also available. Required depth height + 15mm^



050-LED-TR-65
Cut-out 61mm Ø
Trim kit



050-LED-TL-65
Cut-out 61mm Ø
Seamless flush appearance

LED Source	LED35/2	LED35/2	LED35/2
CCT	3000K	3000K	3000K
Drive Current	350mA	350mA	350mA
Power inc Driver	7.4W	7.4W	7.4W
Beam Angle	15°	24°	36°
Delivered Lumens	505	455	477
Delivered Intensisty cd	3383	1967	1208
Efficacy lm/w	68	61	64
Forward Volt	18V	18V	18V
CRI	≥90 CRI	≥90 CRI	≥90 CRI

Apply these factors to 3000K for lumen output of other CCTs: 2200K x 0.65 / 2400K x 0.69 / 2700K x 0.941 / 4000K x 1.065.

Project Ref: _____ Location Ref: _____

Fixture Order Code:

050-LED

 - - - -

65

Fixture

050-LED

Soft50 Fixed with LED35 GEN2

Installation

TR

TL

Trim

Trimless

Body Finish

WH

BK

RAL

White

Black

Custom RAL Colour*

Trim Finish (Leave blank if trimless)

WH

BK

RAL

White

Black

Custom RAL Colour*

IP Rating

65

IP65



LED Order Code:

LED35/2

 - -

LED

LED35/2

LED35 GEN2

CCT

22***

24***

27

30

40***

90 CRI 2200K***

90 CRI 2400K***

90 CRI 2700K

90 CRI 3000K

90 CRI 4000K***

Beam

15

24

36

15°

24°

36°

***contact Lucent for availability

Driver Options:

Protocol

S

A

P

D

B

Non-Dim

Analogue (0-10v)

Phase

DALI

Bluetooth**

Emergency Options:

Emergency

E

ED


ES

Maintained 3hr Emergency


Maintained 3hr DALI Self Test

Maintained 3hr Self Test

Accessories




Honeycomb Louvre



Diffusing Lens



Frosted Lens



Heavy Spread Lens



Linear Spread Lens

Accessories Order Code:

- Louvre/Lens
- LS45 Honeycomb Louvre
 - LSCC Warm Tone Lens
 - LSUV UV Lens
 - LSDF Diffusing Lens
 - LSFR Frosted Lens
 - LSLS Linear Spread Lens
 - LSHS Heavy Spread Lens

Technical Details

*Custom RAL code must be specified. Custom RAL colours can increase prices and lead times

Dimming. Whilst Lucent can offer the majority of its luminaires with various dimming options, it remains the responsibility of the specifier/installer to check and ensure compatibility of any control equipment used. Additional cabling may be required depending on the dimming protocol specified.

**Bluetooth (wireless) is the communication method. The exact dimming protocol must be confirmed to allow the selection of suitable drivers or bluetooth devices.

^ Depth indicated is the minimum recess depth for the luminaire with a remote mounted LED driver. Installing a driver through either the luminaire cut-out or installation kit may require additional recess depth, please refer to the relevant luminaire installation instructions for further details.Data correct at time of publishing

First Fix Requirement. Luminaire comprised of fixture body with ceiling trim and installation kit, which is to be fitted into the ceiling once finished. Ensure correct alignment of the installation kit before final assembly (see luminaire instllation instructions for details)

IP Rating. Tested from underside of the ceiling

Note that the picture of the finishes provided is for illustrative purposes only. The finishes may vary in colour, texture and appearance. Contact Lucent lighting Ltd for more information.

It is the policy of Lucent Lighting to continually review and improve its products and therefore reserve the right to change any details of product or withdraw specifications without prior notice.

Luminaires designed to comply with EN60598 and all other standards.

This specification sheet superseded all previous versions.

All intellectual property rights pertaining to the product described above and to this document are owned by or licensed to Lucent Lighting Ltd.

We reserve the right to take whatever action is necessary to protect those intellectual property rights.

Please notify Lucent Lighting Ltd of any inaccuracies immediately. E&OE