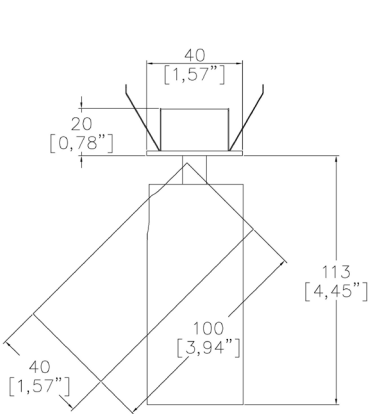


ProSpex TubeLED Micro SuperSpot

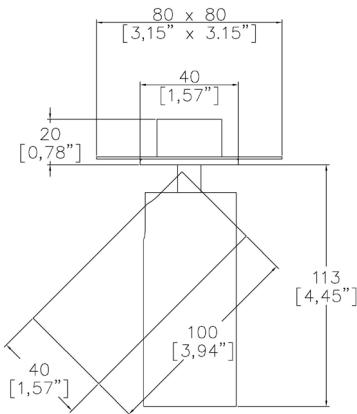
TM65.2	5kgCO2e
TM66	2.2 CEAM



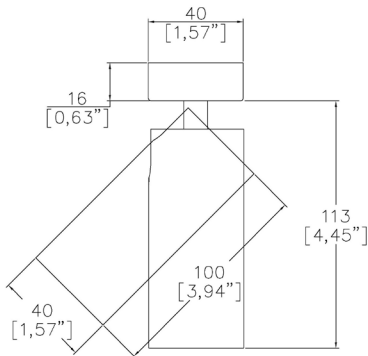
40mm (1.57") overall diameter. Miniature low voltage LED tubular spotlight with remote driver. Available with monopoint mounting or magnetic track adaptor. Family of matching products also available.



6100SS-LED-RMP



6100SS-LED-TMP



6100SS-LED-SMP

LED Source	LED
CCT	3000K
Drive Current	700mA
Power inc Driver	9.5W
Beam Angle	8°
Delivered Lumens	426
Delivered Intensisty cd	11329
Efficacy lm/w	45
Forward Volt	11.5V
CRI	≥90 CRI

Apply these factors to 3000K for lumen output of other CCTs: 2700K x 0.9 / 4000K x 1.08.

Project Ref: \_\_\_\_\_ Location Ref: \_\_\_\_\_

Fixture Order Code: **6100SS-LED** -  -  -  -  -  - **LVTR**

Fixture	6100SS-LED	TubeLED Micro SuperSpot
CCT	27 30 40	2700K 3000K 4000K
Protocol	S A D	Non-Dim Analogue (0-10v) DALI
Colour Insert	SN SG CP BZ (Blank)	Satin Nickel Satin Gold Copper Bronze Not required standard black to be supplied
Finish	WH BK RAL* ABR1 ABZ1 PCH1 PNK1 PBR1	White Black Custom RAL Colour* Antique Brass Antique Bronze Polished Chrome Polished Nickel Polished Brass
Fixing	RMP TMP SMP	Recessed Monopoint Trimless Monopoint Surface Monopoint

Please refer to installation instruction for wiring diagram

Finish selection



Antique Brass



Antique Bronze



Polished Brass



Polished Nickel



Polished Chrome

Accessories




Honeycomb Louvre



Diffusing Lens



Frosted Lens



Heavy Spread Lens



Linear Spread Lens

Accessories Order Code:

Fixture

- LS45-33mm
- LSCC-33mm
- LSUV-33mm
- LSDF-33mm
- LSFR-33mm
- LSLS-33mm
- LSHS-33mm

- Honeycomb
- Warm Tone
- UV
- Solite/Diffusing
- Frosted Lens
- Linear Spread
- Heavy Spread

Technical Details

\*Custom RAL code must be specified. Custom RAL colours can increase prices and lead times

Dimming. Whilst Lucent can offer the majority of its luminaires with various dimming options, it remains the responsibility of the specifier/installer to check and ensure compatibility of any control equipment used. Additional cabling may be required depending on the dimming protocol specified.

\*\*Bluetooth (wireless) is the communication method. The exact dimming protocol must be confirmed to allow the selection of suitable drivers or bluetooth devices.

^ Depth indicated is the minimum recess depth for the luminaire with a remote mounted LED driver. Installing a driver through either the luminaire cut-out or installation kit may require additional recess depth, please refer to the relevant luminaire installation instructions for further details.Data correct at time of publishing

First Fix Requirement. Luminaire comprised of fixture body with ceiling trim and installation kit, which is to be fitted into the ceiling once finished. Ensure correct alignment of the installation kit before final assembly (see luminaire instllation instructions for details)

IP Rating. Tested from underside of the ceiling

Note that the picture of the finishes provided is for illustrative purposes only. The finishes may vary in colour, texture and appearance. Contact Lucent lighting Ltd for more information.

It is the policy of Lucent Lighting to continually review and improve its products and therefore reserve the right to change any details of product or withdraw specifications without prior notice.

Luminaires designed to comply with EN60598 and all other standards.

This specification sheet superseded all previous versions.

All intellectual property rights pertaining to the product described above and to this document are owned by or licensed to Lucent Lighting Ltd.

We reserve the right to take whatever action is necessary to protect those intellectual property rights.

Please notify Lucent Lighting Ltd of any inaccuracies immediately. E&OE