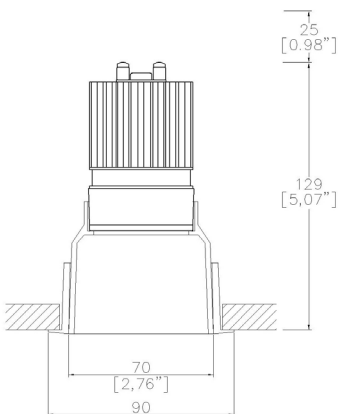


ProSpex Soft70
Part L Compliant Fixed Downlight

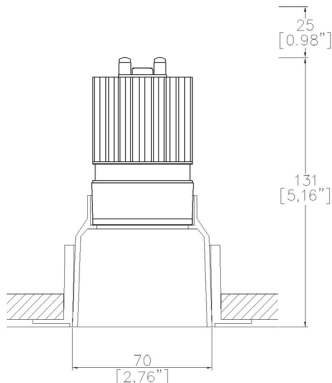
TM65.2	9kgCO2e
TM66	2.3 CEAM



90mm (3.54”) overall trim diameter. 70mm (2.76”) overall trimless diameter. Available with standard trim kit or plaster-in kit for flush appearance. Family of matching products also available. Required depth height + 25mm ^



070-LED-TR
Cut-out 79mm Ø



070-LED-TL
Cut-out 79mm Ø

LED Source	LED51/Q-HO	LED51/Q-HO	LED51/Q-HO	LED51/Q-HO
CCT	3000K	3000K	3000K	3000K
Drive Current	350mA	350mA	350mA	350mA
Power inc Driver	14.0W	14.0W	14.0W	14.0W
Beam Angle	NF (18°)	MF (25°)	FL (33°)	WFL (46°)
Delivered Lumens	1759	1712	1633	1564
Delivered Intensisty cd	13184	8042	5357	2467
Delivered Lumens per circuit watt	127	122	117	112
Forward Volt	34V	34V	34V	34V
CRI	≥93 CRI	≥93 CRI	≥93 CRI	≥93 CRI



Lumen output for other CCTs use the following multification factors to the 3000K figures above: 2700K x 0.98. 4000K x 1.02

Project Ref: _____

Location Ref: _____

Fixture Order Code:

070-LED

 - - - -

Fixture

070-LED

Soft70 Fixed with LED51

Installation

TR

TL

Trim

Trimless

Body Finish

WH

BK

RAL

White

Black

Custom RAL Colour*

Trim Finish (Leave blank if trimless)

WH

BK

RAL

White

Black

Custom RAL Colour*

IP Rating

44

IP44



Module Order Code:

LED51/Q-HO

 - -

LED

LED51/Q-HO

LED50 ONE QUANTUM HO

CCT

27

30

40

2700K

3000K

4000K***

Beam

NF

MF

FL

WFL

Narrow Flood

Medium Flood

Flood

Wide Flood

***contact Lucent for availability

Driver Options:

Protocol

S

A

P

D

B

Non-Dim

Analogue (0-10v)

Phase

DALI

Bluetooth**

Emergency Options:

Emergency

E

ED


ES

Maintained 3hr Emergency

Maintained 3hr DALI Self Test

Maintained 3hr Self Test

Accessories



Honeycomb Louvre



Diffusing Lens



Frosted Lens



Heavy Spread Lens



Linear Spread Lens

Accessories Order Code:

- Louvre/Lens
- LL45

LLCC

LLUV

LLDF

LLFR

LLLS

LLHS
- Honeycomb Louvre

Warm Tone Lens

UV Lens

Diffusing Lens

Frosted Lens

Linear Spread Lens

Heavy Spread Lens

Technical Details

*Custom RAL code must be specified. Custom RAL colours can increase prices and lead times

Dimming. Whilst Lucent can offer the majority of its luminaires with various dimming options, it remains the responsibility of the specifier/installer to check and ensure compatibility of any control equipment used. Additional cabling may be required depending on the dimming protocol specified.

**Bluetooth (wireless) is the communication method. The exact dimming protocol must be confirmed to allow the selection of suitable drivers or bluetooth devices.

^ Depth indicated is the minimum recess depth for the luminaire with a remote mounted LED driver. Installing a driver through either the luminaire cut-out or installation kit may require additional recess depth, please refer to the relevant luminaire installation instructions for further details. Data correct at time of publishing

First Fix Requirement. Luminaire comprised of fixture body with ceiling trim and installation kit, which is to be fitted into the ceiling once finished. Ensure correct alignment of the installation kit before final assembly (see luminaire installation instructions for details)

IP Rating. Tested from underside of the ceiling

Note that the picture of the finishes provided is for illustrative purposes only. The finishes may vary in colour, texture and appearance. Contact Lucent lighting Ltd for more information.

It is the policy of Lucent Lighting to continually review and improve its products and therefore reserve the right to change any details of product or withdraw specifications without prior notice.

Luminaires designed to comply with EN60598 and all other standards.

This specification sheet supersedes all previous versions.

All intellectual property rights pertaining to the product described above and to this document are owned by or licensed to Lucent Lighting Ltd.

We reserve the right to take whatever action is necessary to protect those intellectual property rights.