

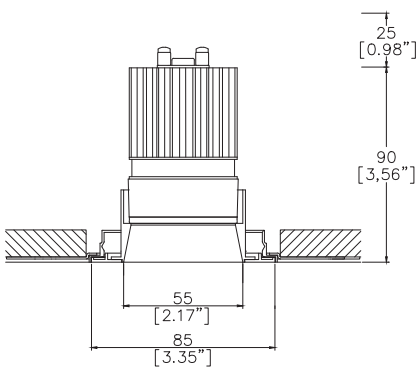


MixMini Duo Fixed Trimless  
Part L Compliant Downlight

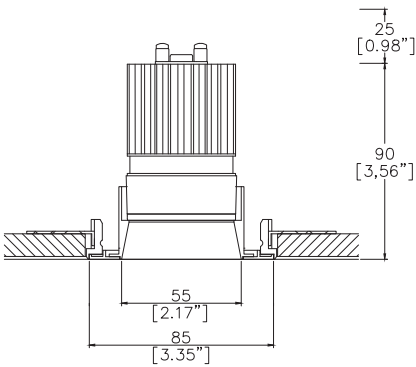
TM65.2	6kgCO2e
TM66	2.5 CEAM



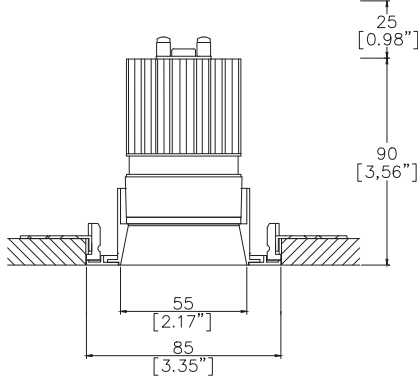
Ø85mm (3.35") overall trim. Ø55mm (2.17") aperture. Available with standard trim kit or plaster-in kit for flush appearance. Family of matching products also available.



Mix85 Duo with Trimless Kit  
TL1 <sup>(1)</sup> (front fitting, full skim)  
Cut-out Ø90mm  
Required depth height + 25mm.



Mix85 Duo with Trimless Kit  
TL2 <sup>(1)</sup> (rear fitting, partial skim)  
Cut-out Ø90mm  
Required depth height + 25mm.



Mix85 Duo with Trimless Kit  
TL3 <sup>(1)</sup> (rear fitting, solid ceiling)  
Cut-out Ø86mm  
Required depth height + 25mm.

LED Source	LED51/Q-HE	LED51/Q-HE	LED51/Q-HE	LED51/Q-HE
CCT	3000K	3000K	3000K	3000K
Drive Current	200mA	200mA	200mA	200mA
Power inc Driver	8.0W	8.0W	8.0W	8.0W
Beam Angle	NF (17°)	MF (25°)	FL (35°)	WFL (55°)
Delivered Lumens	1037	1094	1060	979
Delivered Intensisty cd	7475	6317	2950	1278
Delivered Lumens per circuit watt	130	137	133	122
Forward Volt	33V	33V	33V	33V
CRI	≥95 CRI	≥95 CRI	≥95 CRI	≥95 CRI

L1  
≥75 Dwellings  
Compliant

L2  
≥95 General  
Compliant

L2  
≥80 Display  
Compliant

Apply these factors to 3000K for lumen output of other CCTs: 2700K x 0.98 / 4000K x 1.02.

Project Ref: \_\_\_\_\_ Location Ref: \_\_\_\_\_

Fixture Order Code: 

MX85000-DU

 -  -  -  - 

0

Fixture  
MX85000-DU Mix85 Duo Fixed for LED

Installation <sup>(1)</sup>  
TL1 Trimless for Full Skim  
TL2 Trimless for Partial Skim ceilings (12-15mm total thickness)  
TL3 Trimless for Solid Ceilings (12-15mm total thickness)  
TL4 <sup>(2)</sup> Trimless for Partial Skim ceilings (25-28mm total thickness)  
TL5 <sup>(2)</sup> Trimless for Solid Ceilings (25-28mm total thickness)

Finish  
WH02 White RAL 9010  
BK02 Black RAL 9005  
RL99\* Custom RAL Colour\*  
ABR1 Antique Brass  
ABZ1 Antique Bronze  
PCH1 Polished Chrome  
PNK1 Polished Nickel  
PBR1 Polished Brass

IP Rating  
54 IP54  
65 IP65



TL1 Trimless Kit, full skim   TL2 Trimless Kit, partial skim   TL3 Trimless Kit, solid ceiling

(1) For any ceiling thickness or construction type not shown please contact Lucent  
(2) Adjustment may be limited in thicker ceiling constructions. Refer to installation instructions for details.

LED Order Code: 

LED51/Q-HE

 -  -  - 

T

LED  
LED51/Q-HE LED50 ONE QUANTUM High Efficacy

CCT  
27 90 CRI 2700K  
30 90 CRI 3000K  
40 <sup>(3)</sup> 90 CRI 4000K

Beam  
NF Narrow Flood  
MF Medium Flood  
FL Flood  
WFL Wide Flood

<sup>(3)</sup> contact Lucent for availability

Driver Options:

Protocol  
S Non-Dim  
A Analogue (0-10v)  
P Phase  
D DALI  
B Bluetooth\*\*

Emergency Options:

Emergency  
E Maintained 3hr Emergency  
ED Maintained 3hr DALI Self Test  
ES Maintained 3hr Self Test

Finish selection



Antique Brass



Antique Bronze



Polished Brass



Polished Nickel



Polished Chrome

Accessories



Honeycomb Louvre



Diffusing Lens



Frosted Lens



Heavy Spread Lens



Linear Spread Lens

Accessories Order Code:

- Louvre/Lens
- LL45

LLDF

LLFR

LLLS

LLHS
- Honeycomb Louvre

Diffusing Lens

Frosted Lens

Linear Spread Lens

Heavy Spread Lens

Technical Details

\*Custom RAL code must be specified. Custom RAL colours can increase prices and lead times

Dimming. Whilst Lucent can offer the majority of its luminaires with various dimming options, it remains the responsibility of the specifier/installer to check and ensure compatibility of any control equipment used. Additional cabling may be required depending on the dimming protocol specified.

\*\*Bluetooth (wireless) is the communication method. The exact dimming protocol must be confirmed to allow the selection of suitable drivers or bluetooth devices.

^ Depth indicated is the minimum recess depth for the luminaire with a remote mounted LED driver. Installing a driver through either the luminaire cut-out or installation kit may require additional recess depth, please refer to the relevant luminaire installation instructions for further details. Data correct at time of publishing

First Fix Requirement. Luminaire comprised of fixture body with ceiling trim and installation kit, which is to be fitted into the ceiling once finished. Ensure correct alignment of the installation kit before final assembly (see luminaire installation instructions for details)

IP Rating. Tested from underside of the ceiling

Note that the picture of the finishes provided is for illustrative purposes only. The finishes may vary in colour, texture and appearance. Contact Lucent lighting Ltd for more information.

It is the policy of Lucent Lighting to continually review and improve its products and therefore reserve the right to change any details of product or withdraw specifications without prior notice.

Luminaires designed to comply with EN60598 and all other standards.

This specification sheet supersedes all previous versions.

All intellectual property rights pertaining to the product described above and to this document are owned by or licensed to Lucent Lighting Ltd.

We reserve the right to take whatever action is necessary to protect those intellectual property rights.

Please notify Lucent Lighting Ltd of any inaccuracies immediately. E&OE