

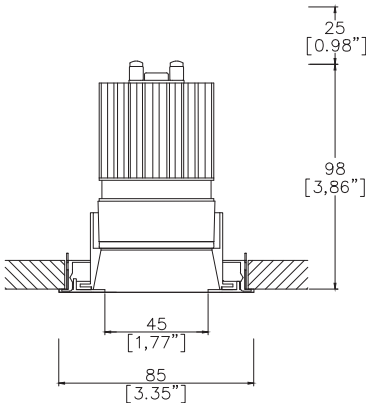


Mix85 Edge Accent Trim
Part L Compliant Downlight

TM65.2	6kgCO2e
TM66	2.5 CEAM



Ø85mm (3.35”) overall trim. Ø45mm (1.77”) aperture. Available with standard trim kit or plaster-in kit for flush appearance. Family of matching products also available.



Mix85 Edge with Trim Kit TR1⁽¹⁾
Cut-out Ø80mm. Required depth
height+25mm.

LED Source	LED51/Q-HO	LED51/Q-HO	LED51/Q-HO	LED51/Q-HO
CCT	3000K	3000K	3000K	3000K
Drive Current	350mA	350mA	350mA	350mA
Power inc Driver	14W	14W	14W	14W
Beam Angle	NF (16°)	MF (20°)	FL (32°)	WFL (41°)
Delivered Lumens	1123	1480	1376	1061
Delivered Intensisty cd	9670	9550	4849	2194
Delivered Lumens per circuit watt	80	105	98	76
Forward Volt	33V	33V	33V	33V
CRI	≥95 CRI	≥95 CRI	≥95 CRI	≥95 CRI

L1
≥75 Dwellings
Compliant

L2
≥95 General
Compliant

L2
≥80 Display
Compliant

Apply these factors to 3000K for lumen output of other CCTs: 2700K x 0.98 / 4000K x 1.02.

Project Ref: _____ Location Ref: _____

Fixture Order Code:

MX85010-ED

 - - - -

0

Fixture
MX85010-ED Mix85 Edge Accent for LED

Installation ⁽¹⁾
TR1 Trim for Existing Ceilings 5-15mm total thickness
TR2 ⁽²⁾ Trim for Existing Ceilings 15-28mm total thickness

Finish

WH02 White RAL 9010
BK02 Black RAL 9005
RL99* Custom RAL Colour*
ABR1 Antique Brass
ABZ1 Antique Bronze
PCH1 Polished Chrome
PNK1 Polished Nickel
PBR1 Polished Brass

IP Rating
54 IP54
65 IP65



Trim Kit for Existing Ceilings

⁽¹⁾ For any ceiling thickness or construction type not shown please contact Lucent

⁽²⁾ Adjustment may be limited in thicker ceiling constructions. Refer to installation instructions for details.

LED Order Code:

LED51/Q-HO

 - - -

T

LED
LED51/Q-HO LED50 ONE QUANTUM HE High Output

CCT
27 90 CRI 2700K
30 90 CRI 3000K
40 ⁽³⁾ 90 CRI 4000K

Beam
NF Narrow Flood
MF Medium Flood
FL Flood
WFL Wide Flood

⁽³⁾ contact Lucent for availability

Driver Options:

Protocol


S Non-Dim
A Analogue (0-10v)
P Phase
D DALI
B Bluetooth**

Emergency Options:

Emergency

E Maintained 3hr Emergency
ED Maintained 3hr DALI Self Test
ES Maintained 3hr Self Test

Finish selection




Antique Brass



Antique Bronze



Polished Brass



Polished Nickel




Polished Chrome

Accessories




Honeycomb Louvre



Diffusing Lens



Frosted Lens



Heavy Spread Lens



Linear Spread Lens

Accessories Order Code:

- Louvre/Lens
- LL45

LLDF

LLFR

LLLS

LLHS
- Honeycomb Louvre

Diffusing Lens

Frosted Lens

Linear Spread Lens

Heavy Spread Lens

Technical Details

*Custom RAL code must be specified. Custom RAL colours can increase prices and lead times

Dimming. Whilst Lucent can offer the majority of its luminaires with various dimming options, it remains the responsibility of the specifier/installer to check and ensure compatibility of any control equipment used. Additional cabling may be required depending on the dimming protocol specified.

**Bluetooth (wireless) is the communication method. The exact dimming protocol must be confirmed to allow the selection of suitable drivers or bluetooth devices.

^ Depth indicated is the minimum recess depth for the luminaire with a remote mounted LED driver. Installing a driver through either the luminaire cut-out or installation kit may require additional recess depth, please refer to the relevant luminaire installation instructions for further details. Data correct at time of publishing

First Fix Requirement. Luminaire comprised of fixture body with ceiling trim and installation kit, which is to be fitted into the ceiling once finished. Ensure correct alignment of the installation kit before final assembly (see luminaire installation instructions for details)

IP Rating. Tested from underside of the ceiling

Note that the picture of the finishes provided is for illustrative purposes only. The finishes may vary in colour, texture and appearance. Contact Lucent lighting Ltd for more information.

It is the policy of Lucent Lighting to continually review and improve its products and therefore reserve the right to change any details of product or withdraw specifications without prior notice.

Luminaires designed to comply with EN60598 and all other standards.

This specification sheet supersedes all previous versions.

All intellectual property rights pertaining to the product described above and to this document are owned by or licensed to Lucent Lighting Ltd.

We reserve the right to take whatever action is necessary to protect those intellectual property rights.

Please notify Lucent Lighting Ltd of any inaccuracies immediately. E&OE