

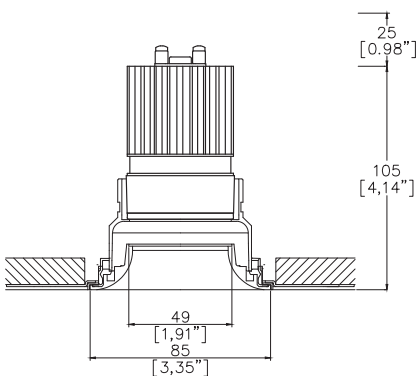


MixMini Flare Fixed Trimless
Part L Compliant Downlight

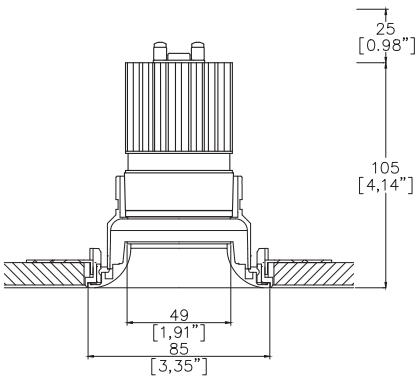
TM65.2	6kgCO2e
TM66	2.5 CEAM



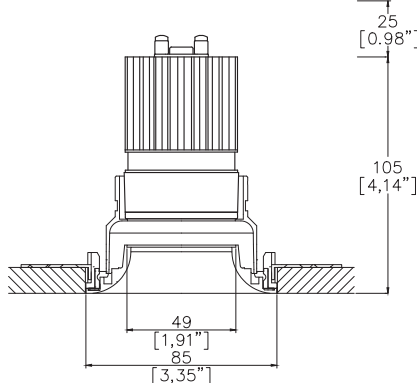
Ø85mm (3.35") overall trim. Ø49mm (1.91")
flared aperture. Available with standard trim kit or
plaster-in kit for flush appearance. Family of
matching products also available.



Mix85 Flare with Trimless Kit
TL1 ⁽¹⁾ (front fitting, full skim)
Cut-out Ø90mm
Required depth height + 25mm.



Mix85 Flare with Trimless Kit
TL2 ⁽¹⁾ (rear fitting, partial skim)
Cut-out Ø90mm
Required depth height + 25mm.



Mix85 Flare with Trimless Kit
TL3 ⁽¹⁾ (rear fitting, solid ceiling)
Cut-out Ø86mm
Required depth height + 25mm.

LED Source	LED51/Q-HE	LED51/Q-HE	LED51/Q-HE	LED51/Q-HE
CCT	3000K	3000K	3000K	3000K
Drive Current	200mA	200mA	200mA	200mA
Power inc Driver	8.0W	8.0W	8.0W	8.0W
Beam Angle	NF (16°)	MF (21°)	FL (35°)	WFL (51°)
Delivered Lumens	910	1004	992	864
Delivered Intensisty cd	7000	5709	2848	1312
Delivered Lumens per circuit watt	114	125	124	108
Forward Volt	33V	33V	33V	33V
CRI	≥95 CRI	≥95 CRI	≥95 CRI	≥95 CRI

L1
≥75 Dwellings
Compliant

L2
≥95 General
Compliant

L2
≥80 Display
Compliant

Apply these factors to 3000K for lumen output of other CCTs: 2700K x 0.98 / 4000K x 1.02.

Project Ref: _____ Location Ref: _____

Fixture Order Code:

MX85000-FL

 - - - -

0

Fixture
MX85000-FL Mix85 Flare Fixed for LED

Installation ⁽¹⁾
TL1 Trimless for Full Skim
TL2 Trimless for Partial Skim ceilings (12-15mm total thickness)
TL3 Trimless for Solid Ceilings (12-15mm total thickness)
TL4 ⁽²⁾ Trimless for Partial Skim ceilings (25-28mm total thickness)
TL5 ⁽²⁾ Trimless for Solid Ceilings (25-28mm total thickness)

Finish
WH02 White RAL 9010
BK02 Black RAL 9005
RL99* Custom RAL Colour*
ABR1 Antique Brass
ABZ1 Antique Bronze
PCH1 Polished Chrome
PNK1 Polished Nickel
PBR1 Polished Brass

IP Rating
54 IP54
65 IP65



TL1 Trimless Kit, full skim TL2 Trimless Kit, partial skim TL3 Trimless Kit, solid ceiling

(1) For any ceiling thickness or construction type not shown please contact Lucent
(2) Adjustment may be limited in thicker ceiling constructions. Refer to installation instructions for details.

LED Order Code:

LED51/Q-HE

 - - -

T

LED
LED51/Q-HE LED50 ONE QUANTUM High Efficacy

CCT
27 90 CRI 2700K
30 90 CRI 3000K
40 ⁽³⁾ 90 CRI 4000K

Beam
NF Narrow Flood
MF Medium Flood
FL Flood
WFL Wide Flood

(3) contact Lucent for availability

Driver Options:

Protocol
S Non-Dim
A Analogue (0-10v)
P Phase
D DALI
B Bluetooth**

Emergency Options:

Emergency
E Maintained 3hr Emergency
ED Maintained 3hr DALI Self Test
ES Maintained 3hr Self Test

Finish selection



Antique Brass



Antique Bronze



Polished Brass



Polished Nickel



Polished Chrome

Accessories



Honeycomb Louvre



Diffusing Lens



Frosted Lens



Heavy Spread Lens



Linear Spread Lens

Accessories Order Code:

- Louvre/Lens
- LL45

LLDF

LLFR

LLLS

LLHS
- Honeycomb Louvre

Diffusing Lens

Frosted Lens

Linear Spread Lens

Heavy Spread Lens

Technical Details

*Custom RAL code must be specified. Custom RAL colours can increase prices and lead times

Dimming. Whilst Lucent can offer the majority of its luminaires with various dimming options, it remains the responsibility of the specifier/installer to check and ensure compatibility of any control equipment used. Additional cabling may be required depending on the dimming protocol specified.

**Bluetooth (wireless) is the communication method. The exact dimming protocol must be confirmed to allow the selection of suitable drivers or bluetooth devices.

^ Depth indicated is the minimum recess depth for the luminaire with a remote mounted LED driver. Installing a driver through either the luminaire cut-out or installation kit may require additional recess depth, please refer to the relevant luminaire installation instructions for further details. Data correct at time of publishing

First Fix Requirement. Luminaire comprised of fixture body with ceiling trim and installation kit, which is to be fitted into the ceiling once finished. Ensure correct alignment of the installation kit before final assembly (see luminaire installation instructions for details)

IP Rating. Tested from underside of the ceiling

Note that the picture of the finishes provided is for illustrative purposes only. The finishes may vary in colour, texture and appearance. Contact Lucent lighting Ltd for more information.

It is the policy of Lucent Lighting to continually review and improve its products and therefore reserve the right to change any details of product or withdraw specifications without prior notice.

Luminaires designed to comply with EN60598 and all other standards.

This specification sheet supersedes all previous versions.

All intellectual property rights pertaining to the product described above and to this document are owned by or licensed to Lucent Lighting Ltd.

We reserve the right to take whatever action is necessary to protect those intellectual property rights.

Please notify Lucent Lighting Ltd of any inaccuracies immediately. E&OE