

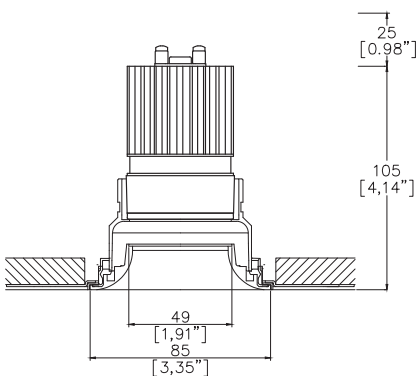


MixMini Flare Fixed Trimless  
Part L Compliant Downlight

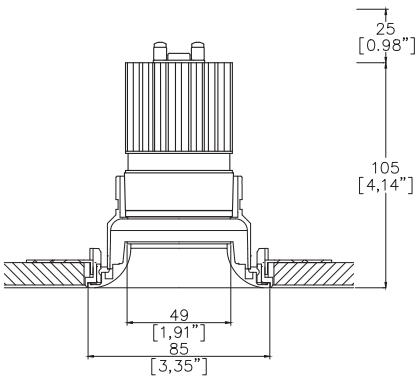
TM65.2	6kgCO2e
TM66	2.5 CEAM



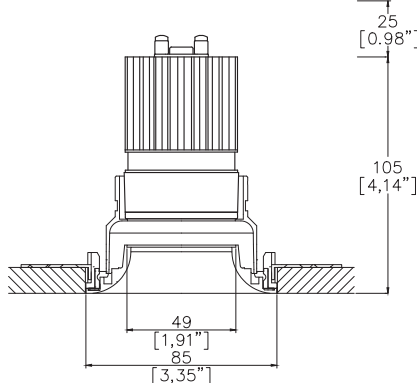
Ø85mm (3.35") overall trim. Ø49mm (1.91")  
flared aperture. Available with standard trim kit or  
plaster-in kit for flush appearance. Family of  
matching products also available.



Mix85 Flare with Trimless Kit  
TL1 <sup>(1)</sup> (front fitting, full skim)  
Cut-out Ø90mm  
Required depth height + 25mm.



Mix85 Flare with Trimless Kit  
TL2 <sup>(1)</sup> (rear fitting, partial skim)  
Cut-out Ø90mm  
Required depth height + 25mm.



Mix85 Flare with Trimless Kit  
TL3 <sup>(1)</sup> (rear fitting, solid ceiling)  
Cut-out Ø86mm  
Required depth height + 25mm.

LED Source	LED51/Q-HO	LED51/Q-HO	LED51/Q-HO	LED51/Q-HO
CCT	3000K	3000K	3000K	3000K
Drive Current	350mA	350mA	350mA	350mA
Power inc Driver	14W	14W	14W	14W
Beam Angle	NF (16°)	MF (21°)	FL (34°)	WFL (51°)
Delivered Lumens	1477	1613	1603	1423
Delivered Intensisty cd	11356	9176	4604	2161
Delivered Lumens per circuit watt	105	115	114	101
Forward Volt	33V	33V	33V	33V
CRI	≥95 CRI	≥95 CRI	≥95 CRI	≥95 CRI

L1  
≥75 Dwellings  
Compliant

L2  
≥95 General  
Compliant

L2  
≥80 Display  
Compliant

Apply these factors to 3000K for lumen output of other CCTs: 2700K x 0.98 / 4000K x 1.02.

Project Ref: \_\_\_\_\_

Location Ref: \_\_\_\_\_

Fixture Order Code: MX85000-FL –  –  –  – 0

Fixture  
MX85000-FL      Mix85 Flare Fixed for LED

Installation <sup>(1)</sup>  
TL1      Trimless for Full Skim  
TL2      Trimless for Partial Skim ceilings (12-15mm total thickness)  
TL3      Trimless for Solid Ceilings (12-15mm total thickness)  
TL4 <sup>(2)</sup>      Trimless for Partial Skim ceilings (25-28mm total thickness)  
TL5 <sup>(2)</sup>      Trimless for Solid Ceilings (25-28mm total thickness)

Finish  
WH02      White RAL 9010  
BK02      Black RAL 9005  
RL99\*      Custom RAL Colour\*  
ABR1      Antique Brass  
ABZ1      Antique Bronze  
PCH1      Polished Chrome  
PNK1      Polished Nickel  
PBR1      Polished Brass

IP Rating  
54      IP54  
65      IP65



TL1 Trimless Kit, full skim    TL2 Trimless Kit, partial skim    TL3 Trimless Kit, solid ceiling

(1) For any ceiling thickness or construction type not shown please contact Lucent  
(2) Adjustment may be limited in thicker ceiling constructions. Refer to installation instructions for details.

LED Order Code: LED51/Q-HO –  –  – T

LED  
LED51/Q-HO      LED50 ONE QUANTUM HE High Output

CCT  
27      90 CRI 2700K  
30      90 CRI 3000K  
40 <sup>(3)</sup>      90 CRI 4000K

Beam  
NF      Narrow Flood  
MF      Medium Flood  
FL      Flood  
WFL      Wide Flood

(3) contact Lucent for availability

Driver Options:

Protocol  
S      Non-Dim  
A      Analogue (0-10v)  
P      Phase  
D      DALI  
B      Bluetooth\*\*

Emergency Options:

Emergency  
E      Maintained 3hr Emergency  
ED      Maintained 3hr DALI Self Test  
ES      Maintained 3hr Self Test

Finish selection



Antique Brass



Antique Bronze



Polished Brass




Polished Nickel




Polished Chrome

Accessories




Honeycomb Louvre



Diffusing Lens



Frosted Lens



Heavy Spread Lens



Linear Spread Lens

Accessories Order Code:

- Louvre/Lens
- LL45

LLDF

LLFR

LLLS

LLHS
- Honeycomb Louvre

Diffusing Lens

Frosted Lens

Linear Spread Lens

Heavy Spread Lens

## Technical Details

\*Custom RAL code must be specified. Custom RAL colours can increase prices and lead times

Dimming. Whilst Lucent can offer the majority of its luminaires with various dimming options, it remains the responsibility of the specifier/installer to check and ensure compatibility of any control equipment used. Additional cabling may be required depending on the dimming protocol specified.

\*\*Bluetooth (wireless) is the communication method. The exact dimming protocol must be confirmed to allow the selection of suitable drivers or bluetooth devices.

^ Depth indicated is the minimum recess depth for the luminaire with a remote mounted LED driver. Installing a driver through either the luminaire cut-out or installation kit may require additional recess depth, please refer to the relevant luminaire installation instructions for further details. Data correct at time of publishing

First Fix Requirement. Luminaire comprised of fixture body with ceiling trim and installation kit, which is to be fitted into the ceiling once finished. Ensure correct alignment of the installation kit before final assembly (see luminaire installation instructions for details)

IP Rating. Tested from underside of the ceiling

Note that the picture of the finishes provided is for illustrative purposes only. The finishes may vary in colour, texture and appearance. Contact Lucent lighting Ltd for more information.

It is the policy of Lucent Lighting to continually review and improve its products and therefore reserve the right to change any details of product or withdraw specifications without prior notice.

Luminaires designed to comply with EN60598 and all other standards.

This specification sheet supersedes all previous versions.

All intellectual property rights pertaining to the product described above and to this document are owned by or licensed to Lucent Lighting Ltd.

We reserve the right to take whatever action is necessary to protect those intellectual property rights.

Please notify Lucent Lighting Ltd of any inaccuracies immediately. E&OE