

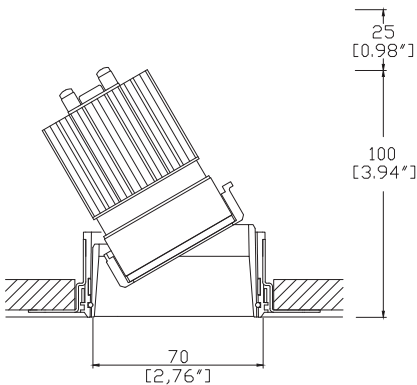


Soft70 Gen2 Accent Trimless

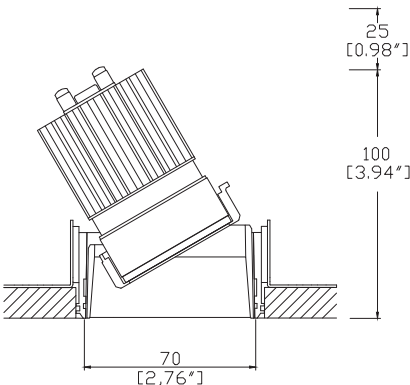
TM65.2	11kgCO2e
TM66	2.5 CEAM



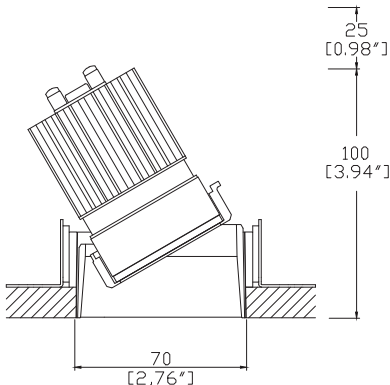
Ø70mm (2.76”) overall trimless.  
30° Tilt in all directions. Available with standard trim kit or 3 flush trim options, depending on ceiling type and finish.  
Family of matching products also available.



Soft70 Gen2 with Trimless Kit TL1<sup>(1)</sup> (front fitting, full skim)  
Cut-out Ø83mm (Ø3,26”).  
Required depth height +25mm.



Soft70 Gen2 with Trimless Kit TL2<sup>(1)</sup> (rear fitting, partial skim)  
Cut-out Ø82mm (Ø3,22”).  
Required depth height +25mm.



Soft70 Gen2 with Trimless Kit TL3<sup>(1)</sup> (rear fitting, solid ceiling)  
Cut-out Ø70mm (Ø2,75”).  
Required depth height +25mm.

LED Source	LED51/Q-HE	LED51/Q-HE	LED51/Q-HE	LED51/Q-HE
CCT	3000K	3000K	3000K	3000K
Drive Current	200mA	200mA	200mA	200mA
Power inc Driver	8.0W	8.0W	8.0W	8.0W
Beam Angle	NF (18°)	MF (25°)	FL (33°)	WFL (54°)
Delivered Lumens	1099	1161	1127	1125
Delivered Intensisty cd	9147	5623	3826	1739
Delivered Lumens per circuit watt	137	145	140	140
Forward Volt	34V	34V	34V	34V
CRI	≥90 CRI	≥90 CRI	≥90 CRI	≥90 CRI



Apply these factors to 3000K for lumen output of other CCTs: 2700K x 0.98 / 4000K x 1.02.

Project Ref: \_\_\_\_\_ Location Ref: \_\_\_\_\_

Please only complete one of the following code builders

Non Fire Rated Code Builder

Fixture Order Code: 

SF70210

 -  -  -  - 

0

Fixture

SF70210

Soft70 Gen2 Accent for LED

Installation <sup>(1)</sup>

TL1

TL2

TL3

TL4 <sup>(2)</sup>

TL5 <sup>(2)</sup>

Trimless for Full Skim

Trimless for Partial Skim ceilings (5-22mm total thickness)

Trimless for Solid Ceilings (5-22mm total thickness)

Trimless for Partial Skim ceilings (25-30mm total thickness)

Trimless for Solid Ceilings (25-30mm total thickness)

Finish

WH03

BK01

RAL\*

ABR1

ABZ1

PCH1

PNK1

PBR1

White RAL 9016

Black RAL 9005

Custom RAL Colour\*

Antique Brass

Antique Bronze

Polished Chrome

Polished Nickel

Polished Brass

IP Rating

20

65

IP20

IP65

Fire Rating

0

No Fire Rating

Fire Rated Code Builder

Fixture Order Code: 

SF70210

 -  -  -  - 

FR

Fixture

SF70210

Soft70 Gen2 Accent for LED

Installation <sup>(1)</sup>

TL1

TL4 <sup>(2)</sup>

Trimless for Full Skim

Trimless for Partial Skim ceilings (25-30mm total thickness)

Finish

WH03

BK01

RAL\*

ABR1

ABZ1

PCH1

PNK1

PBR1

White RAL 9016

Black RAL 9005

Custom RAL Colour\*

Antique Brass

Antique Bronze

Polished Chrome

Polished Nickel

Polished Brass

IP Rating

20

65

IP20

IP65

Fire Rating

FR <sup>(3)</sup>

Fire Rated

(1) For any ceiling thickness or construction type not shown please contact Lucent

(2) Adjustment may be limited in thicker ceiling constructions. Refer to installation instructions for details.

(3) Tested and approved to EN 1363-1:2020 and EN 1365-2:2014 for 60 minutes Fire Rating.

Project Ref: \_\_\_\_\_

Location Ref: \_\_\_\_\_

Module Order Code: 

LED51/Q-HE

 -  -

LED  
LED51/Q-HE 

LED50 ONE QUANTUM High Efficacy

CCT  
27 2700K  
30 3000K  
40 (4) 4000K

Beam  
NF Narrow Flood  
MF Medium Flood  
FL Flood  
WFL Wide Flood

(4) contact Lucent for availability

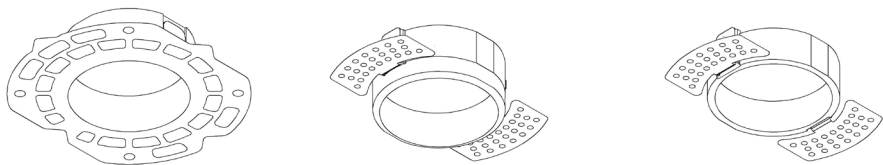
Driver Options:

Protocol   
S Non-Dim  
A Analogue (0-10v)  
P Phase  
D DALI  
B Bluetooth\*\*

Emergency Options:


Emergency   
E Maintained 3hr Emergency  
ED Maintained 3hr DALI Self Test  
ES Maintained 3hr Self Test

Installation Kits



TL1 Trimless Kit, full skim    TL2 Trimless Kit, partial skim    TL3 Trimless Kit, solid ceiling

Finish selection




Antique Brass



Antique Bronze



Polished Brass



Polished Nickel



Polished Chrome

Accessories




Honeycomb Louvre



Diffusing Lens



Frosted Lens



Heavy Spread Lens



Linear Spread Lens

Accessories Order Code:

- Louvre/Lens
- |      |                    |
|------|--------------------|
| LL45 | Honeycomb Louvre   |
| LLDF | Diffusing Lens     |
| LLFR | Frosted Lens       |
| LLLS | Linear Spread Lens |
| LLHS | Heavy Spread Lens  |

Technical Details

\*Custom RAL code must be specified. Custom RAL colours can increase prices and lead times

Dimming. Whilst Lucent can offer the majority of its luminaires with various dimming options, it remains the responsibility of the specifier/installer to check and ensure compatibility of any control equipment used. Additional cabling may be required depending on the dimming protocol specified.

\*\*Bluetooth (wireless) is the communication method. The exact dimming protocol must be confirmed to allow the selection of suitable drivers or bluetooth devices.

^ Depth indicated is the minimum recess depth for the luminaire with a remote mounted LED driver. Installing a driver through either the luminaire cut-out or installation kit may require additional recess depth, please refer to the relevant luminaire installation instructions for further details.Data correct at time of publishing

First Fix Requirement. Luminaire comprised of fixture body with ceiling trim and installation kit, which is to be fitted into the ceiling once finished. Ensure correct alignment of the installation kit before final assembly (see luminaire instllation instructions for details)

IP Rating. Tested from underside of the ceiling

Note that the picture of the finishes provided is for illustrative purposes only. The finishes may vary in colour, texture and appearance. Contact Lucent lighting Ltd for more information.

It is the policy of Lucent Lighting to continually review and improve its products and therefore reserve the right to change any details of product or withdraw specifications without prior notice.

Luminaires designed to comply with EN60598 and all other standards.

This specification sheet superseded all previous versions.

All intellectual property rights pertaining to the product described above and to this document are owned by or licensed to Lucent Lighting Ltd.

We reserve the right to take whatever action is necessary to protect those intellectual property rights.