

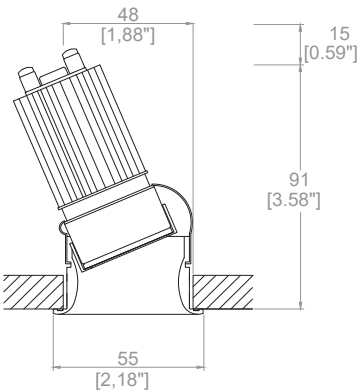


ProSpex Flare55 Accent

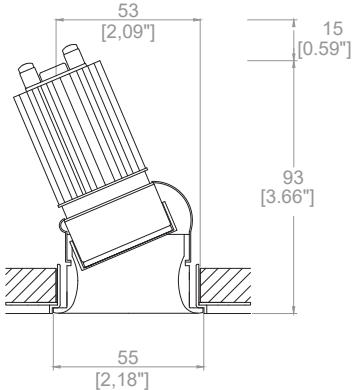
TM65.2	4kgCO2e
TM66	2.4 CEAM



55mm (2.17”) overall diameter. Available with standard trim kit and plaster in kit for seamless appearance. Up to 25° tilt. Family of matching products also available.



553-LED-TR
Cut-out Ø 48mm
Required depth height + 15mm^



553-LED-TL
Cut-out Ø 53mm
Required depth height + 15mm^

LED Source	LED35/Q-HE	LED35/Q-HE	LED35/Q-HE	LED35/Q-HE
CCT	3000K	3000K	3000K	3000K
Drive Current	150mA	150mA	150mA	150mA
Power inc Driver	6.0W	6.0W	6.0W	6.0W
Beam Angle	NF (17°)	MF (22°)	FL (32°)	WFL (50°)
Delivered Lumens	647	654	667	630
Delivered Intensisty cd	461l	3694	2079	901
Efficacy lm/w	108	109	111	105
Forward Volt	33V	33V	33V	33V
CRI	≥90 CRI	≥90 CRI	≥90 CRI	≥90 CRI



Apply these factors to 3000K for lumen output of other CCTs: 2700K x 0.98 / 4000K x 1.02.

Project Ref: _____

Location Ref: _____

Fixture Order Code: - -

Fixture	
553-LED	Flare55 Accent with LED35
Installation	
TR	Trim
TL	Trimless
Finish	
WH	White
BK	Black
RAL	Custom RAL Colour*

LED Order Code: - -

LED	
LED35/Q-HE	LED35 QUANTUM High Efficacy
CCT	
27	90 CRI 2700K
30	90 CRI 3000K
40	90 CRI 4000K (1)
Beam	
NF	Narrow Flood
MF	Medium Flood
FL	Flood
WFL	Wide Flood

(1) contact Lucent for availability

Driver Options:

Protocol	
S	Non-Dim
A	Analogue (0-10v)
P	Phase
D	DALI
B	Bluetooth**

Emergency Options:

Emergency	
E	Maintained 3hr Emergency
ED	Maintained 3hr DALI Self Test
ES	Maintained 3hr Self Test

Finish selection




Antique Brass



Antique Bronze



Polished Brass



Polished Nickel



Polished Chrome

Accessories



Honeycomb Louvre



Diffusing Lens



Frosted Lens



Heavy Spread Lens



Linear Spread Lens

Accessories Order Code:

- Louvre/Lens
- LS45

LSDF

LSFR

LSLS

LSHS
- Honeycomb Louvre

Diffusing Lens

Frosted Lens

Linear Spread Lens

Heavy Spread Lens

Technical Details

*Custom RAL code must be specified. Custom RAL colours can increase prices and lead times

Dimming. Whilst Lucent can offer the majority of its luminaires with various dimming options, it remains the responsibility of the specifier/installer to check and ensure compatibility of any control equipment used. Additional cabling may be required depending on the dimming protocol specified.

**Bluetooth (wireless) is the communication method. The exact dimming protocol must be confirmed to allow the selection of suitable drivers or bluetooth devices.

^ Depth indicated is the minimum recess depth for the luminaire with a remote mounted LED driver. Installing a driver through either the luminaire cut-out or installation kit may require additional recess depth, please refer to the relevant luminaire installation instructions for further details.Data correct at time of publishing

First Fix Requirement. Luminaire comprised of fixture body with ceiling trim and installation kit, which is to be fitted into the ceiling once finished. Ensure correct alignment of the installation kit before final assembly (see luminaire instllation instructions for details)

IP Rating. Tested from underside of the ceiling

Note that the picture of the finishes provided is for illustrative purposes only. The finishes may vary in colour, texture and appearance. Contact Lucent lighting Ltd for more information.

It is the policy of Lucent Lighting to continually review and improve its products and therefore reserve the right to change any details of product or withdraw specifications without prior notice.

Luminaires designed to comply with EN60598 and all other standards.

This specification sheet superseded all previous versions.

All intellectual property rights pertaining to the product described above and to this document are owned by or licensed to Lucent Lighting Ltd.

We reserve the right to take whatever action is necessary to protect those intellectual property rights.

Please notify Lucent Lighting Ltd of any inaccuracies immediately. E&OE