

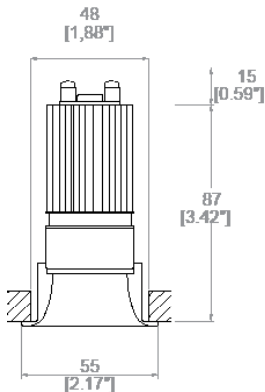


ProSpex Flare55 Fixed

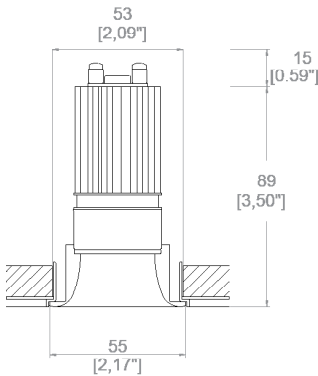
TM65.2	4kgCO2e
TM66	2.4 CEAM



55mm (2.17”) overall diameter. Available with stand-ard trim kit and plaster in kit for seamless appearance. Family of matching products also available.



550-LED-TR
Cut-out Ø48mm
Required depth height + 15mm^



550-LED-TL
Cut-out Ø53mm
Required depth height + 15mm^

LED Source	LED35/Q-HO	LED35/Q-HO	LED35/Q-HO	LED35/Q-HO
CCT	3000K	3000K	3000K	3000K
Drive Current	250mA	250mA	250mA	250mA
Power inc Driver	10W	10W	10W	10W
Beam Angle	NF (17°)	MF (22°)	FL (32°)	WFL (50°)
Delivered Lumens	936	978	1003	915
Delivered Intensisty cd	6700	5651	3157	1320
Efficacy lm/w	99	104	106	97
Forward Volt	34V	34V	34V	34V
CRI	≥90 CRI	≥90 CRI	≥90 CRI	≥90 CRI



Apply these factors to 3000K for lumen output of other CCTs: 2700K x 0.98 / 4000K x 1.02.

Project Ref: _____

Location Ref: _____

Fixture Order Code:

550-LED

 - - -

Fixture

550-LED

Flare55 Fixed with LED35

Installation

TR
TL

Trim
Trimless

Finish

WH
BK
RAL

White
Black
Custom RAL Colour*

IP Rating

44

IP44

LED Order Code:

LED35/Q-HO

LED

LED35/Q-HO

LED35 QUANTUM High Output

CCT

27
30
40

90 CRI 2700K
90 CRI 3000K
90 CRI 4000K (1)

Beam

NF
MF
FL
WFL

Narrow Flood
Medium Flood
Flood
Wide Flood

(1) contact Lucent for availability

Driver Options:

Protocol

S
A
P
D
B

Non-Dim
Analogue (0-10v)
Phase
DALI
Bluetooth**

Emergency Options:

Emergency

E
ED
ES

Maintained 3hr Emergency
Maintained 3hr DALI Self Test
Maintained 3hr Self Test


Copyright © 2025 Lucent Lighting Ltd.

www.lucent-lighting.com

Issued: 07/25

Page 02

Finish selection




Antique Brass




Antique Bronze



Polished Brass



Polished Nickel



Polished Chrome

Accessories




Honeycomb Louvre



Diffusing Lens



Frosted Lens



Heavy Spread Lens



Linear Spread Lens

Accessories Order Code:

- Louvre/Lens
- LS45

LSDF

LSFR

LSLS

LSHS
- Honeycomb Louvre

Diffusing Lens

Frosted Lens

Linear Spread Lens

Heavy Spread Lens

Technical Details

*Custom RAL code must be specified. Custom RAL colours can increase prices and lead times

Dimming. Whilst Lucent can offer the majority of its luminaires with various dimming options, it remains the responsibility of the specifier/installer to check and ensure compatibility of any control equipment used. Additional cabling may be required depending on the dimming protocol specified.

**Bluetooth (wireless) is the communication method. The exact dimming protocol must be confirmed to allow the selection of suitable drivers or bluetooth devices.

^ Depth indicated is the minimum recess depth for the luminaire with a remote mounted LED driver. Installing a driver through either the luminaire cut-out or installation kit may require additional recess depth, please refer to the relevant luminaire installation instructions for further details.Data correct at time of publishing

First Fix Requirement. Luminaire comprised of fixture body with ceiling trim and installation kit, which is to be fitted into the ceiling once finished. Ensure correct alignment of the installation kit before final assembly (see luminaire instllation instructions for details)

IP Rating. Tested from underside of the ceiling

Note that the picture of the finishes provided is for illustrative purposes only. The finishes may vary in colour, texture and appearance. Contact Lucent lighting Ltd for more information.

It is the policy of Lucent Lighting to continually review and improve its products and therefore reserve the right to change any details of product or withdraw specifications without prior notice.

Luminaires designed to comply with EN60598 and all other standards.

This specification sheet superseded all previous versions.

All intellectual property rights pertaining to the product described above and to this document are owned by or licensed to Lucent Lighting Ltd.

We reserve the right to take whatever action is necessary to protect those intellectual property rights.

Please notify Lucent Lighting Ltd of any inaccuracies immediately. E&OE