


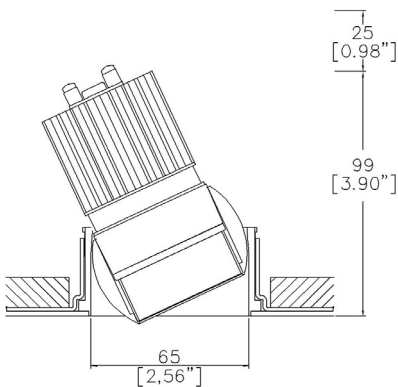
Oculus Accent Trimless

TM65.2 8 kgCO2e

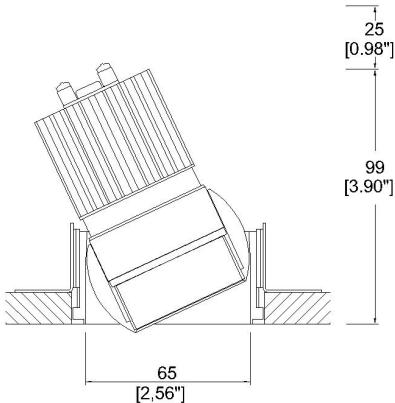
TM66 2.5 CEAM



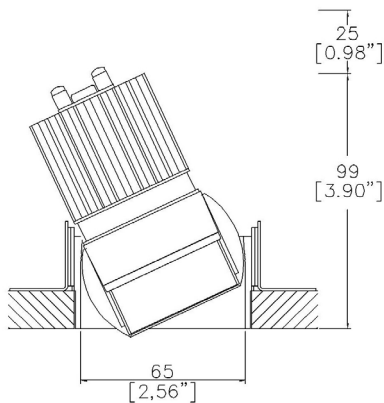
Ø65mm (2.56") adjustable downlight with eyeball mechanism, offering 30° adjustment in all directions. Available with a standard trim kit or 3 flush trim options, depending on ceiling type and finish.



Oculus with Trimless.
Kit TL1 ⁽¹⁾ (front fitting, full skim)
Cut-out Ø82mm (Ø3,22").
Required depth height +25mm.



Oculus with Trimless.
Kit TL2 ⁽¹⁾ (rear fitting, partial skim)
Cut-out Ø81mm (Ø3,19").
Required depth height +25mm.



Oculus with Trimless Appearance Kit
TL3 ⁽¹⁾ (rear fitting, solid ceiling)
Cut-out Ø68mm (Ø2,67").
Required depth height +25mm.

LED Source	LED51/3-WD	LED51/3-WD	LED51/3-WD
CCT	2700K/3000K	2700K/3000K	2700K/3000K
Drive Current	350mA	350mA	350mA
Power inc Driver	13.4W	13.4W	13.4W
Beam Angle	NF (20°)	FL (42°)	WFL (59°)
Delivered Lumens	949	1069	959
Delivered Intensisty cd	5852	2142	1066
Delivered Lumens per circuit watt	70	79	71
Forward Volt	34V	34V	34V
CRI	≥90 CRI	≥90 CRI	≥90 CRI



Project Ref: _____ Location Ref: _____

Please only complete one of the following code builders

Non Fire Rated Code Builder

Fixture Order Code:

OC010

 - - - - -

0

Fixture

OC010

Oculus Accent for LED

Installation ⁽¹⁾

TL1

Trimless for Full Skim

TL2

Trimless for Partial Skim ceilings (5-25mm total thickness)

TL3

Trimless for Solid Ceilings (5-25mm total thickness)

TL4 ⁽²⁾

Trimless for Partial Skim ceilings (25-30mm total thickness)

TL5 ⁽²⁾

Trimless for Solid Ceilings (25-30mm total thickness)

Oculus Finish

WH02

Textured Matt White RAL 9010

BK02

Textured Matt Black RAL 9005

RAL*

Custom RAL Colour*

ABR1

Antique Brass

ABZ1

Antique Bronze

PCH1

Polished Chrome

PNK1

Polished Nickel

PBR1

Polished Brass

Internal Finish

WH02

Textured Matt White RAL 9010

BK02

Textured Matt Black RAL 9005

RAL*

Custom RAL Colour*

ABR1

Antique Brass

ABZ1

Antique Bronze

IP Rating

54

IP54

65

IP65

Fire Rating

0

No Fire Rating

Fire Rated Code Builder

Fixture Order Code:

OC010

 - - - - -

FR

Fixture

OC010

Oculus Accent for LED

Installation ⁽¹⁾

TL1

Trimless for Full Skim

TL4 ⁽²⁾

Trimless for Partial Skim ceilings (25-30mm total thickness)

Oculus Finish

WH02

Textured Matt White RAL 9010

BK02

Textured Matt Black RAL 9005

RL99*

Custom RAL Colour*

ABR1

Antique Brass

ABZ1

Antique Bronze

PCH1

Polished Chrome

PNK1

Polished Nickel

PBR1

Polished Brass

Internal Finish

WH02

Textured Matt White RAL 9010

BK02

Textured Matt Black RAL 9005

RL99*

Custom RAL Colour*

ABR1

Antique Brass

ABZ1

Antique Bronze

IP Rating

54

IP54

65

IP65

Fire Rating

FR ⁽³⁾

Fire Rated

Project Ref: _____ Location Ref: _____

Module Order Code:

LED51/3-WD

LED
LED51/3-WD LED50 ONE Gen3 Ambiance WarmDim

CCT
2718 2700K - 1800K
3018 3000K - 1800K

Beam
NF Narrow Flood
FL Flood
WFL Wide Flood

Driver Options:

Protocol
S Non-Dim
A Analogue (0-10v)
P Phase
D DALI
B Bluetooth**

Emergency Options:

Emergency
E Maintained 3hr Emergency
ED Maintained 3hr DALI Self Test
ES Maintained 3hr Self Test

- (1) For any ceiling thickness or construction type not shown please contact Lucent
- (2) Adjustment may be limited in thicker ceiling constructions. Refer to installation instructions for details.
- (3) Tested and approved to EN 1363-1:2020 and EN 1365-2:2014 for 60 minutes Fire Rating.
- (4) contact Lucent for availability

Installation Kits



TLI Trimless Kit, Full Skim




TL2 Trimless Kit Partial Skim



TL3 Trimless Kit, Solid

Finish selection




Antique Brass



Antique Bronze



Polished Brass




Polished Nickel




Polished Chrome

Accessories




Honeycomb Louvre



Diffusing Lens



Frosted Lens



Heavy Spread Lens



Linear Spread Lens

Accessories Order Code:

- Louvre/Lens
- LL45 Honeycomb Louvre
 - LLDF Diffusing Lens
 - LLFR Frosted Lens
 - LLLS Linear Spread Lens
 - LLHS Heavy Spread Lens

Technical Details

*Custom RAL code must be specified. Custom RAL colours can increase prices and lead times

Dimming. Whilst Lucent can offer the majority of its luminaires with various dimming options, it remains the responsibility of the specifier/installer to check and ensure compatibility of any control equipment used. Additional cabling may be required depending on the dimming protocol specified.

**Bluetooth (wireless) is the communication method. The exact dimming protocol must be confirmed to allow the selection of suitable drivers or bluetooth devices.

^ Depth indicated is the minimum recess depth for the luminaire with a remote mounted LED driver. Installing a driver through either the luminaire cut-out or installation kit may require additional recess depth, please refer to the relevant luminaire installation instructions for further details.Data correct at time of publishing

First Fix Requirement. Luminaire comprised of fixture body with ceiling trim and installation kit, which is to be fitted into the ceiling once finished. Ensure correct alignment of the installation kit before final assembly (see luminaire instllation instructions for details)

IP Rating. Tested from underside of the ceiling

Note that the picture of the finishes provided is for illustrative purposes only. The finishes may vary in colour, texture and appearance. Contact Lucent lighting Ltd for more information.

It is the policy of Lucent Lighting to continually review and improve its products and therefore reserve the right to change any details of product or withdraw specifications without prior notice.

Luminaires designed to comply with EN60598 and all other standards.

This specification sheet superseded all previous versions.

All intellectual property rights pertaining to the product described above and to this document are owned by or licensed to Lucent Lighting Ltd.

We reserve the right to take whatever action is necessary to protect those intellectual property rights.