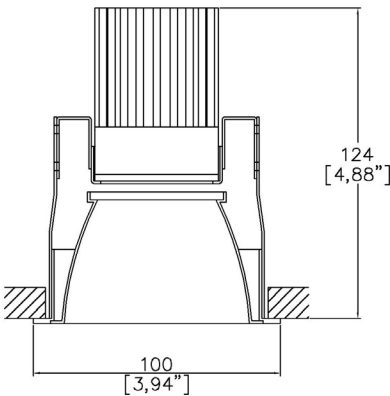


ProSpex 100



100mm (3.94”) overall diameter. Available with standard trim kit or plaster-in kit for flush appearance. Family of matching products also available. Required depth height + 25mm^



100-LED

LED Source	LED51/U	LED51/U	LED51/U
CCT	3000K	3000K	3000K
Drive Current	350mA	350mA	350mA
Power inc Driver	13.6W	13.6W	13.6W
Beam Angle	12°	24°	38°
Delivered Lumens	759	740	899
Delivered Intensisty cd	9838	4130	2292
Efficacy lm/w	56	55	66
Forward Volt	33V	33V	33V
CRI	≥98 CRI	≥98 CRI	≥98 CRI

Information above is with Satin Silver Reflector, for Polished Silver Reflector please see ies files

Project Ref: _____ Location Ref: _____

Fixture Order Code:

100-LED

-

-

-

-

Fixture

100-LED

Reflector100 Fixed with LED51

Reflector Finish

PS
SS
CG
BK
WH

Polished Silver
Satin Silver
Champagne Gold
Black
White

Trim Finish

WH
BK
RAL

White
Black
Custom RAL Colour*

IP Rating

54

IP54

Emergency

E
ED
ES

Maintained 3hr Emergency
Maintained 3hr DALI Self Test
Maintained 3hr Self Test

LED Order Code:

LED51/U

-

-

-

LED

LED51/U

LED50 ONE ULTRA

CCT

27
30

2700K
3000K

Beam

12
24
38

12°
24°
38°

Protocol

S
A
P
D
B

Non-Dim
Analogue (0-10v)
Phase
DALI
Bluetooth**



Honeycomb Louvre



Diffusing Lens



Frosted Lens



Heavy Spread Lens



Linear Spread Lens



Warm Tone

Accessories Order Code:

- Louvre/Lens
- LL45 Honeycomb Louvre
 - LLCC Warm Tone Lens
 - LLUV UV Lens
 - LLDF Diffusing Lens
 - LLFR Frosted Lens
 - LLLS Linear Spread Lens
 - LLHS Heavy Spread Lens

Technical Details

*Custom RAL code must be specified. Custom RAL colours can increase prices and lead times

Dimming. Whilst Lucent can offer the majority of its luminaires with various dimming options, it remains the responsibility of the specifier/installer to check and ensure compatibility of any control equipment used. Additional cabling may be required depending on the dimming protocol specified.

**Bluetooth (wireless) is the communication method. The exact dimming protocol must be confirmed to allow the selection of suitable drivers or bluetooth devices.

^ Depth indicated is the minimum recess depth for the luminaire with a remote mounted LED driver. Installing a driver through either the luminaire cut-out or installation kit may require additional recess depth, please refer to the relevant luminaire installation instructions for further details.Data correct at time of publishing

First Fix Requirement. Luminaire comprised of fixture body with ceiling trim and installation kit, which is to be fitted into the ceiling once finished. Ensure correct alignment of the installation kit before final assembly (see luminaire instllation instructions for details)

IP Rating. Tested from underside of the ceiling

It is the policy of Lucent Lighting to continually review and improve its products and therefore reserve the right to change any details of product or withdraw specifications without prior notice.

Luminaires designed to comply with EN60598 and all other standards.

This specification sheet superseded all previous versions.

All intellectual property rights pertaining to the product described above and to this document are owned by or licensed to Lucent Lighting Ltd.

We reserve the right to take whatever action is necessary to protect those intellectual property rights.

Please notify Lucent Lighting Ltd of any inaccuracies immediately. E&OE

Light efficiency:

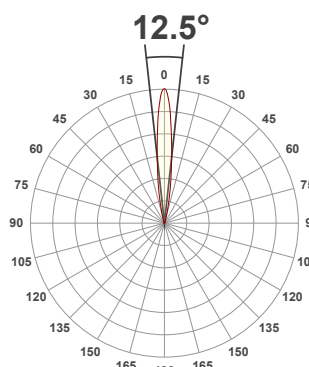
56 Lumen/Watt

Light quality:

CRI: 97.8

Color temperature:

3000 K



Product name:

100-LED-SS - LED51_U-30-12-350mA

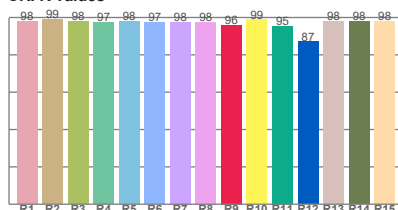
Item number:

ProSpex 100 Fixed Satin Silver Reflector - LED51_U-30-12-350mA

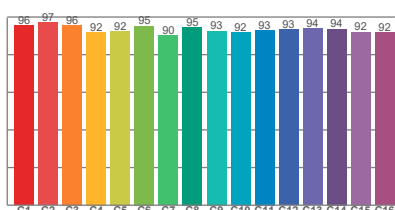
Delivered information for above fixture and LED combination.

Output: 759 Lumen Peak intensity: 9838 cd Power consumption: 13.6

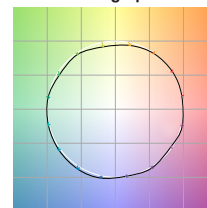
CRI R values



TM30 C Values

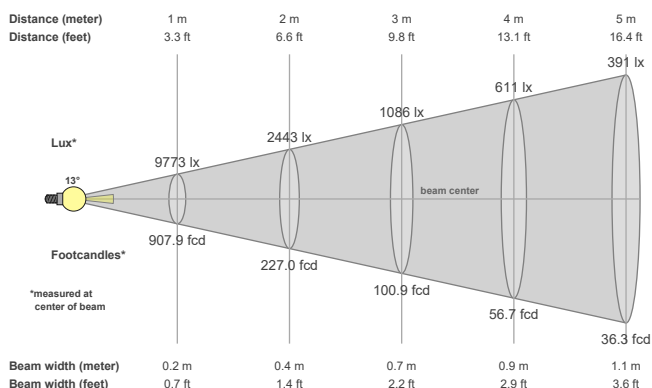


Color vector graphics



Color temperature	Color rendering index	Red component	Color fidelity	Color gamut	Color quality scale	Color coordinate cie 1931	Color coordinate cie 1931	Color coordinate	Color coordinate	Color deviation from black body
CCT	CRI	CRI R9	TM30 Rf	TM30 Rg	CQS	x	y	u	v	Δuv
3000 K	97.8	95.9	93.6	98.8	94.8	0.437	0.404	0.250	0.349	0.0016

Beam details



Beam angels

Beam angle 50%	Field angle 10%	Cutoff angle 2,5%
12.5°	26.7°	39.3°

Beam intensities

Peak intensity	Int. ratio in 120° cone	Int. ratio in 90° cone
9838 cd	99.5%	98.9%

Beam intensities from 1-20m

1m	2m	3m	4m	5m	6m	7m	8m	9m	10m	11m	12m	13m	14m	15m	16m	17m	18m	19m	20m
3.3ft	6.6ft	9.8ft	13.1ft	16.4ft	19.7ft	23ft	26.2ft	29.5ft	32.8ft	36.1ft	39.4ft	42.7ft	45.9ft	49.2ft	52.5ft	55.8ft	59.1ft	62.3ft	65.6ft
9773lx	2443lx	1086lx	611lx	391lx	271lx	199lx	153lx	121lx	98lx	81lx	68lx	58lx	50lx	43lx	38lx	34lx	30lx	27lx	24lx
907.9fcd	227fcd	100.9fcd	56.7fcd	36.3fcd	25.2fcd	18.5fcd	14.2fcd	11.2fcd	9.1fcd	7.5fcd	6.3fcd	5.4fcd	4.6fcd	4fcd	3.5fcd	3.1fcd	2.8fcd	2.5fcd	2.3fcd

The above information is for 3000K colour temperature, for specific module information please see LED spec located on our website

For information regarding other colour temperatures please use the following factors for lumen output and candelas:

2700K = 1

Light efficiency:

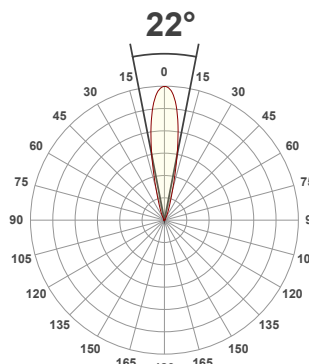
55 Lumen/Watt

Light quality:

CRI: 97.7

Color temperature:

3000 K



Product name:

100-LED-SS - LED51_U-30-24-350mA

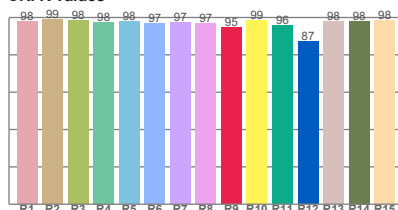
Item number:

ProSpex 100 Fixed Satin Silver Reflector - LED51_U-30-24-350mA

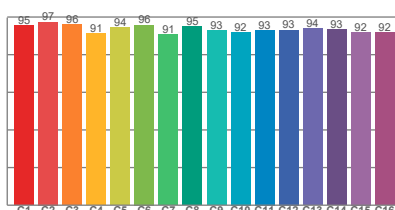
Delivered information for above fixture and LED combination.

Output: 740 Lumen Peak intensity: 4130 cd Power consumption: 13.6

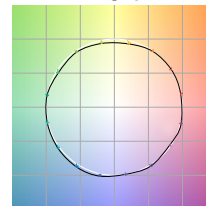
CRI R values



TM30 C Values

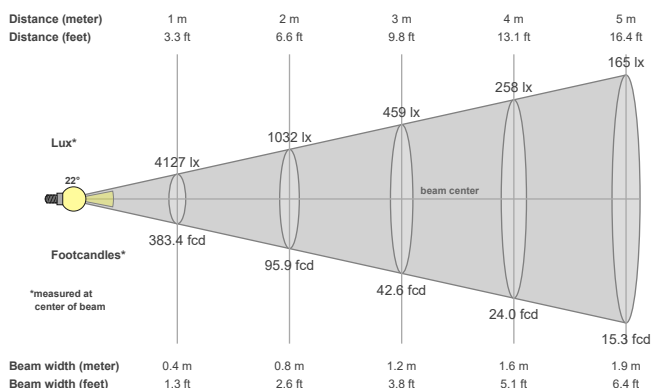


Color vector graphics



Color temperature	Color rendering index	Red component	Color fidelity	Color gamut	Color quality scale	Color coordinate cie 1931	Color coordinate cie 1931	Color coordinate	Color coordinate	Color deviation from black body
CCT	CRI	CRI R9	TM30 Rf	TM30 Rg	CQS	x	y	u	v	Δuv
3000 K	97.7	94.6	93.8	99.0	95.2	0.437	0.404	0.250	0.348	0.0009

Beam details



Beam angels

Beam angle 50%	Field angle 10%	Cutoff angle 2,5%
22°	40.3°	58.2°

Beam intensities

Peak intensity	Int. ratio in 120° cone	Int. ratio in 90° cone
4130 cd	99.6%	98.9%

Beam intensities from 1-20m

1m	2m	3m	4m	5m	6m	7m	8m	9m	10m	11m	12m	13m	14m	15m	16m	17m	18m	19m	20m
3.3ft	6.6ft	9.8ft	13.1ft	16.4ft	19.7ft	23ft	26.2ft	29.5ft	32.8ft	36.1ft	39.4ft	42.7ft	45.9ft	49.2ft	52.5ft	55.8ft	59.1ft	62.3ft	65.6ft
4127lx	1032lx	459lx	258lx	165lx	115lx	84lx	64lx	51lx	41lx	34lx	29lx	24lx	21lx	18lx	16lx	14lx	13lx	11lx	10lx
383.4fcd	95.9fcd	42.6fcd	24fcd	15.3fcd	10.7fcd	7.8fcd	6fcd	4.7fcd	3.8fcd	3.2fcd	2.7fcd	2.3fcd	2fcd	1.7fcd	1.5fcd	1.3fcd	1.2fcd	1.1fcd	1fcd

The above information is for 3000K colour temperature, for specific module information please see LED spec located on our website

For information regarding other colour temperatures please use the following factors for lumen output and candelas:

2700K = 1

Light efficiency:

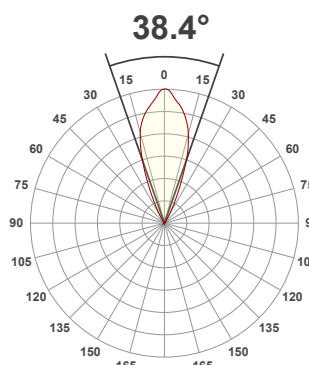
66 Lumen/Watt

Light quality:

CRI: 98.0

Color temperature:

3000 K



Product name:

100-LED-SS - LED51_U-30-38-350mA

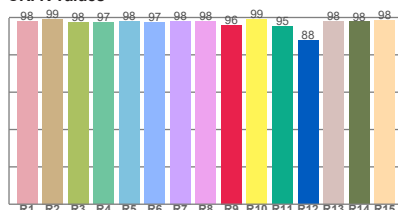
Item number:

ProSpex 100 Fixed Satin Silver Reflector - LED51_U-30-38-350mA

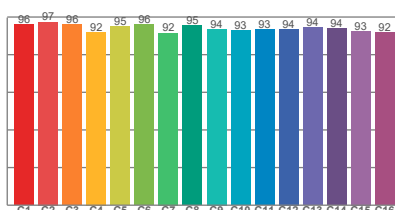
Delivered information for above fixture and LED combination.

Output: 899 Lumen Peak intensity: 2292 cd Power consumption: 13.6

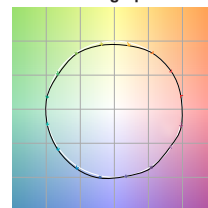
CRI R values



TM30 C Values

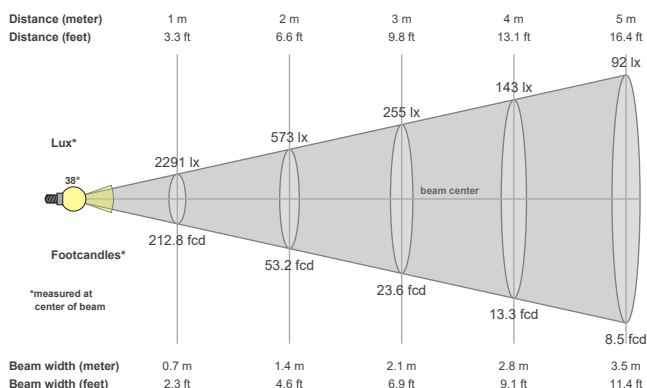


Color vector graphics



Color temperature	Color rendering index	Red component	Color fidelity	Color gamut	Color quality scale	Color coordinate cie 1931	Color coordinate cie 1931	Color coordinate	Color coordinate	Color deviation from black body
CCT	CRI	CRI R9	TM30 Rf	TM30 Rg	CQS	x	y	u	v	Δuv
3000 K	98.0	96.0	94.2	99.3	95.3	0.437	0.404	0.250	0.349	0.0013

Beam details



Beam angels

Beam angle 50%	Field angle 10%	Cutoff angle 2,5%
38.4°	57.3°	67.4°

Beam intensities

Peak intensity	Int. ratio in 120° cone	Int. ratio in 90° cone
2292 cd	99.8%	99.3%

Beam intensities from 1-20m

1m	2m	3m	4m	5m	6m	7m	8m	9m	10m	11m	12m	13m	14m	15m	16m	17m	18m	19m	20m
3.3ft	6.6ft	9.8ft	13.1ft	16.4ft	19.7ft	23ft	26.2ft	29.5ft	32.8ft	36.1ft	39.4ft	42.7ft	45.9ft	49.2ft	52.5ft	55.8ft	59.1ft	62.3ft	65.6ft
2291lx	573lx	255lx	143lx	92lx	64lx	47lx	36lx	28lx	23lx	19lx	16lx	14lx	12lx	10lx	9lx	8lx	7lx	6lx	6lx
212.8fcd	53.2fcd	23.6fcd	13.3fcd	8.5fcd	5.9fcd	4.3fcd	3.3fcd	2.6fcd	2.1fcd	1.8fcd	1.5fcd	1.3fcd	1.1fcd	0.9fcd	0.8fcd	0.7fcd	0.7fcd	0.6fcd	0.5fcd

The above information is for 3000K colour temperature, for specific module information please see LED spec located on our website

For information regarding other colour temperatures please use the following factors for lumen output and candelas:

2700K = 1