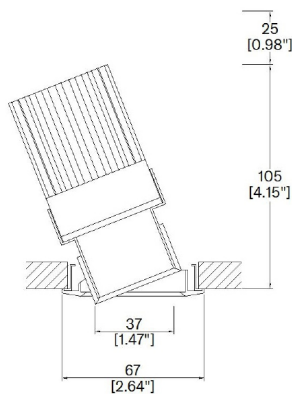


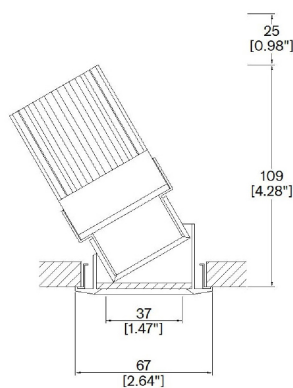
ProSpex Focus60 Accent



67mm (2.64”) overall diameter. Up to 25° tilt. Available with standard trim kit. Family of matching products also available. Required depth height + 25mm^



063-LED
Cut-out 62mm Ø



063-LED-54
Cut-out 62mm Ø

LED Source	LED51/U	LED51/U	LED51/U	LED51/U
CCT	3000K	3000K	3000K	3000K
Drive Current	350mA	350mA	350mA	350mA
Power inc Driver	13.6W	13.6W	13.6W	13.6W
Beam Angle	12°	24°	38°	55°
Delivered Lumens	554	526	665	733
Delivered Intensisty cd	6179	3447	1805	1193
Efficacy lm/w	41	39	49	54
Forward Volt	33V	33V	33V	33V
CRI	≥98 CRI	≥98 CRI	≥98 CRI	≥98 CRI

Project Ref: _____ Location Ref: _____

Fixture Order Code: 063-LED - - -

Fixture
063-LED

Focus60 Accent with LED51

IP Rating
54

IP54

Finish
WH
BK
RAL

White
Black
Custom RAL Colour*

Emergency
E
ED
ES

Maintained 3hr Emergency
Maintained 3hr DALI Self Test
Maintained 3hr Self Test



LED Order Code: LED51/U - - -

LED
LED51/U

LED50 ONE ULTRA

CCT
27
30

2700K
3000K

Beam
12
24
38
55

12°
24°
38°
55°

Protocol
S
A
P
D
B

Non-Dim
Analogue (0-10v)
Phase
DALI
Bluetooth**



Honeycomb Louvre



Diffusing Lens



Frosted Lens



Heavy Spread Lens



Linear Spread Lens



Warm Tone

Accessories Order Code:

- Louvre/Lens
- LL45 Honeycomb Louvre
 - LLCC Warm Tone Lens
 - LLUV UV Lens
 - LLDF Diffusing Lens
 - LLFR Frosted Lens
 - LLLS Linear Spread Lens
 - LLHS Heavy Spread Lens

Technical Details

*Custom RAL code must be specified. Custom RAL colours can increase prices and lead times

Dimming. Whilst Lucent can offer the majority of its luminaires with various dimming options, it remains the responsibility of the specifier/installer to check and ensure compatibility of any control equipment used. Additional cabling may be required depending on the dimming protocol specified.

**Bluetooth (wireless) is the communication method. The exact dimming protocol must be confirmed to allow the selection of suitable drivers or bluetooth devices.

^ Depth indicated is the minimum recess depth for the luminaire with a remote mounted LED driver. Installing a driver through either the luminaire cut-out or installation kit may require additional recess depth, please refer to the relevant luminaire installation instructions for further details.Data correct at time of publishing

First Fix Requirement. Luminaire comprised of fixture body with ceiling trim and installation kit, which is to be fitted into the ceiling once finished. Ensure correct alignment of the installation kit before final assembly (see luminaire instllation instructions for details)

IP Rating. Tested from underside of the ceiling

It is the policy of Lucent Lighting to continually review and improve its products and therefore reserve the right to change any details of product or withdraw specifications without prior notice.

Luminaires designed to comply with EN60598 and all other standards.

This specification sheet superseded all previous versions.

All intellectual property rights pertaining to the product described above and to this document are owned by or licensed to Lucent Lighting Ltd.

We reserve the right to take whatever action is necessary to protect those intellectual property rights.

Please notify Lucent Lighting Ltd of any inaccuracies immediately. E&OE

Light efficiency:

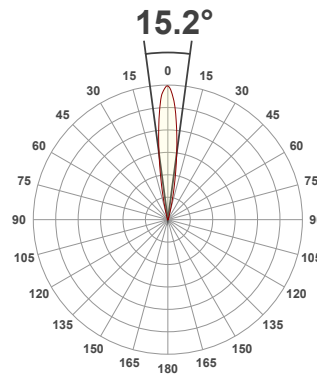
41 Lumen/Watt

Light quality:

CRI: 97.8

Color temperature:

3000 K



Product name:

Focus60-90-MULTI - LED51_U-30-12-350mA

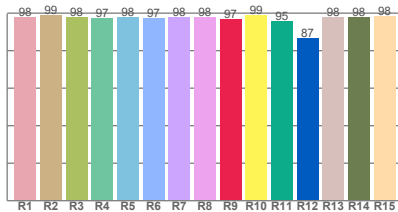
Item number:

Focus60-90-MULTI - LED51_U-30-12-350mA

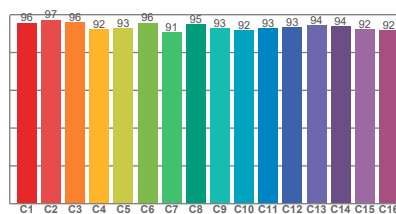
Delivered information for above fixture and LED combination.

Output: 554 Lumen Peak intensity: 6179 cd Power consumption: 13.6

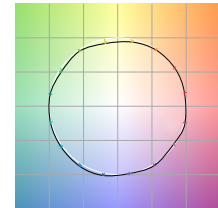
CRI R values



TM30 C Values

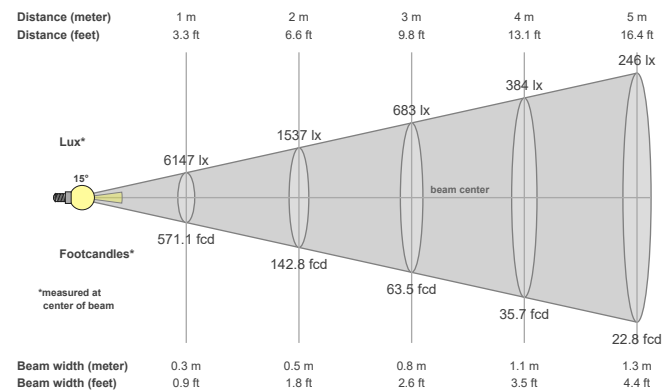


Color vector graphics



Color temperature	Color rendering index	Red component	Color fidelity	Color gamut	Color quality scale	Color coordinate cie 1931	Color coordinate cie 1931	Color coordinate	Color coordinate	Color diviation from black body
CCT	CRI	CRI R9	TM30 Rf	TM30 Rg	CQS	x	y	u	v	Δuv
3000 K	97.8	96.6	93.8	99.0	95.1	0.437	0.404	0.249	0.348	0.0012

Beam details



Beam angels

Beam angle 50%	Field angle 10%	Cutoff angle 2,5%
15.2°	27.8°	39.2°

Beam intensities

Peak intensity	Int. ratio in 120° cone	Int. ratio in 90° cone
6179 cd	99.6%	99.0%

Beam intensities from 1-20m

1m	2m	3m	4m	5m	6m	7m	8m	9m	10m	11m	12m	13m	14m	15m	16m	17m	18m	19m	20m
3.3ft	6.6ft	9.8ft	13.1ft	16.4ft	19.7ft	23ft	26.2ft	29.5ft	32.8ft	36.1ft	39.4ft	42.7ft	45.9ft	49.2ft	52.5ft	55.8ft	59.1ft	62.3ft	65.6ft
6147lx	1537lx	683lx	384lx	246lx	171lx	125lx	96lx	76lx	61lx	51lx	43lx	36lx	31lx	27lx	24lx	21lx	19lx	17lx	15lx
571.1fcd	142.8fcd	63.5fcd	35.7fcd	22.8fcd	15.9fcd	11.7fcd	8.9fcd	7.1fcd	5.7fcd	4.7fcd	4fcd	3.4fcd	2.9fcd	2.5fcd	2.2fcd	2fcd	1.8fcd	1.6fcd	1.4fcd

The above information is for 3000K colour temperature, for specific module information please see LED spec located on our website

For information regarding other colour temperatures please use the following factors for lumen output and candelas:

2700K = 1

Light efficiency:

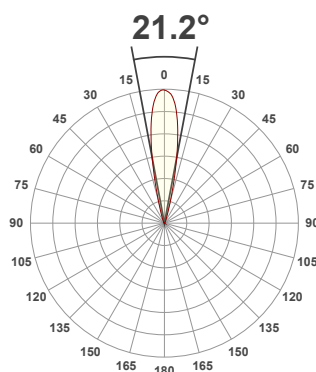
39 Lumen/Watt

Light quality:

CRI: 97.6

Color temperature:

3000 K



Product name:

Focus60-90-MULTI - LED51_U-30-24-350mA

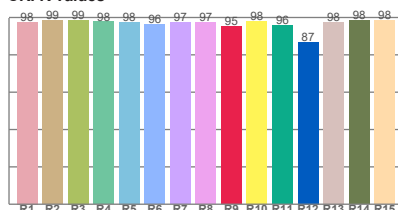
Item number:

Focus60-90-MULTI - LED51_U-30-24-350mA

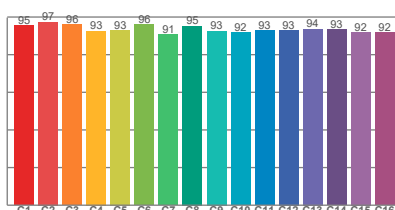
Delivered information for above fixture and LED combination.

Output: 526 Lumen Peak intensity: 3447 cd Power consumption: 13.6

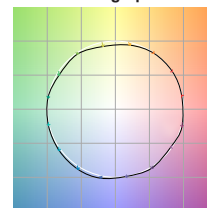
CRI R values



TM30 C Values

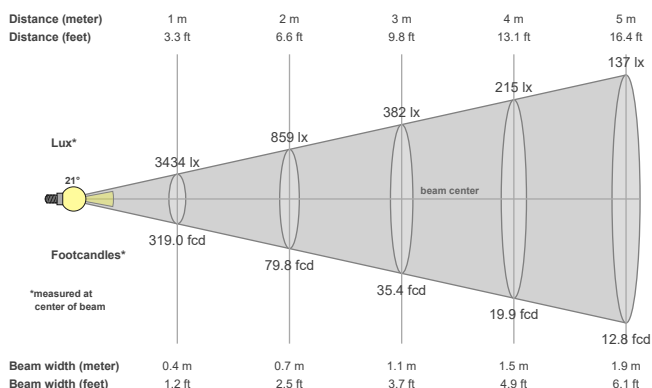


Color vector graphics



Color temperature	Color rendering index	Red component	Color fidelity	Color gamut	Color quality scale	Color coordinate cie 1931	Color coordinate cie 1931	Color coordinate	Color coordinate	Color deviation from black body
CCT	CRI	CRI R9	TM30 Rf	TM30 Rg	CQS	x	y	u	v	Δuv
3000 K	97.6	95.2	93.8	99.2	95.5	0.437	0.404	0.250	0.348	0.0004

Beam details



Beam angels

Beam angle 50%	Field angle 10%	Cutoff angle 2,5%
21.2°	34.9°	51.9°

Beam intensities

Peak intensity	Int. ratio in 120° cone	Int. ratio in 90° cone
3447 cd	99.5%	98.7%

Beam intensities from 1-20m

1m	2m	3m	4m	5m	6m	7m	8m	9m	10m	11m	12m	13m	14m	15m	16m	17m	18m	19m	20m
3.3ft	6.6ft	9.8ft	13.1ft	16.4ft	19.7ft	23ft	26.2ft	29.5ft	32.8ft	36.1ft	39.4ft	42.7ft	45.9ft	49.2ft	52.5ft	55.8ft	59.1ft	62.3ft	65.6ft
3434lx	859lx	382lx	215lx	137lx	95lx	70lx	54lx	42lx	34lx	28lx	24lx	20lx	18lx	15lx	13lx	12lx	11lx	10lx	9lx
319fcd	79.8fcd	35.4fcd	19.9fcd	12.8fcd	8.9fcd	6.5fcd	5fcd	3.9fcd	3.2fcd	2.6fcd	2.2fcd	1.9fcd	1.6fcd	1.4fcd	1.2fcd	1.1fcd	1fcd	0.9fcd	0.8fcd

The above information is for 3000K colour temperature, for specific module information please see LED spec located on our website

For information regarding other colour temperatures please use the following factors for lumen output and candelas:

2700K = 1

Light efficiency:

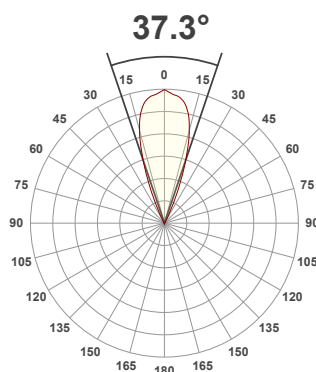
49 Lumen/Watt

Light quality:

CRI: 97.9

Color temperature:

3000 K



Product name:

Focus60-90-MULTI - LED51_U-30-38-350mA

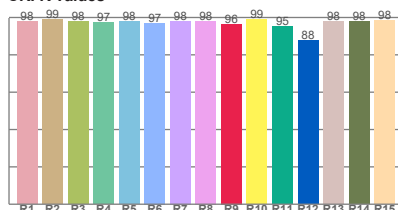
Item number:

Focus60-90-MULTI - LED51_U-30-38-350mA

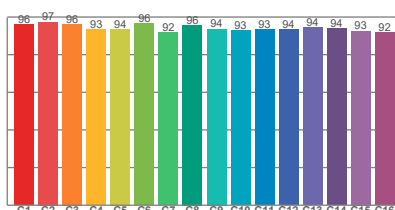
Delivered information for above fixture and LED combination.

Output: 665 Lumen Peak intensity: 1805 cd Power consumption: 13.6

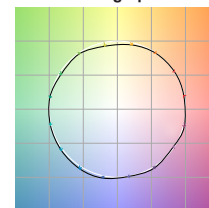
CRI R values



TM30 C Values

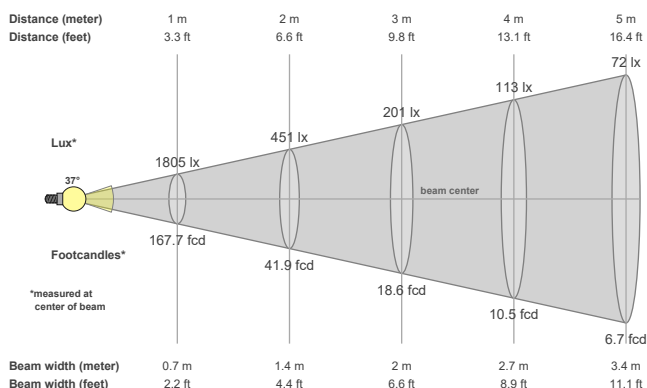


Color vector graphics



Color temperature	Color rendering index	Red component	Color fidelity	Color gamut	Color quality scale	Color coordinate cie 1931	Color coordinate cie 1931	Color coordinate	Color coordinate	Color deviation from black body
CCT	CRI	CRI R9	TM30 Rf	TM30 Rg	CQS	x	y	u	v	Δuv
3000 K	97.9	96.5	94.3	99.5	95.6	0.437	0.404	0.250	0.348	0.0010

Beam details



Beam angels

Beam angle 50%	Field angle 10%	Cutoff angle 2,5%
37.3°	51.5°	63.5°

Beam intensities

Peak intensity	Int. ratio in 120° cone	Int. ratio in 90° cone
1805 cd	99.5%	98.8%

Beam intensities from 1-20m

1m	2m	3m	4m	5m	6m	7m	8m	9m	10m	11m	12m	13m	14m	15m	16m	17m	18m	19m	20m
3.3ft	6.6ft	9.8ft	13.1ft	16.4ft	19.7ft	23ft	26.2ft	29.5ft	32.8ft	36.1ft	39.4ft	42.7ft	45.9ft	49.2ft	52.5ft	55.8ft	59.1ft	62.3ft	65.6ft
1805lx	451lx	201lx	113lx	72lx	50lx	37lx	28lx	22lx	18lx	15lx	13lx	11lx	9lx	8lx	7lx	6lx	6lx	5lx	5lx
167.7fcd	41.9fcd	18.6fcd	10.5fcd	6.7fcd	4.7fcd	3.4fcd	2.6fcd	2.1fcd	1.7fcd	1.4fcd	1.2fcd	1fcd	0.9fcd	0.7fcd	0.7fcd	0.6fcd	0.5fcd	0.5fcd	0.4fcd

The above information is for 3000K colour temperature, for specific module information please see LED spec located on our website

For information regarding other colour temperatures please use the following factors for lumen output and candelas:

2700K = 1

Light efficiency:

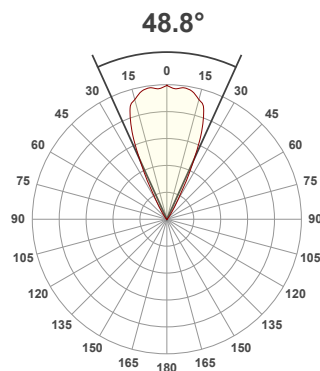
54 Lumen/Watt

Light quality:

CRI: 97.9

Color temperature:

3003 K



Product name:

Focus60_90_Multi-LED - LED51_U-30-55 - 350mA

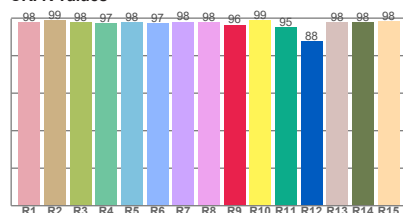
Item number:

Focus60_90_Multi-LED - LED51/U-30-55 - 350mA

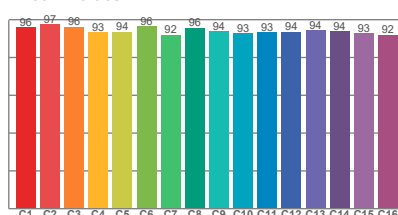
Delivered information for above fixture and LED combination.

Output: 733 Lumen Peak intensity: 1193 cd Power consumption: 13.6

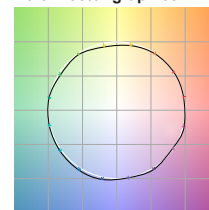
CRI R values



TM30 C Values

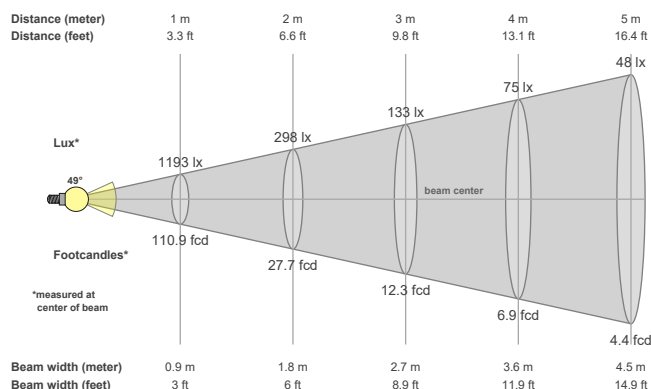


Color vector graphics



Color temperature	Color rendering index	Red component	Color fidelity	Color gamut	Color quality scale	Color coordinate cie 1931	Color coordinate cie 1931	Color coordinate	Color coordinate	Color deviation from black body
CCT	CRI	CRI R9	TM30 Rf	TM30 Rg	CQS	x	y	u	v	Δuv
3000 K	97.9	96.5	94.3	99.5	95.6	0.437	0.404	0.250	0.348	0.0010

Beam details



Beam angles

Beam angle 50%	Field angle 10%	Cutoff angle 2,5%
48.8°	65.1°	80.9°

Beam intensities

Peak intensity	Int. ratio in 120° cone	Int. ratio in 90° cone
1193 cd	99.7%	98.9%

Beam intensities from 1-20m

1m	2m	3m	4m	5m	6m	7m	8m	9m	10m	11m	12m	13m	14m	15m	16m	17m	18m	19m	20m
3.3ft	6.6ft	9.8ft	13.1ft	16.4ft	19.7ft	23ft	26.2ft	29.5ft	32.8ft	36.1ft	39.4ft	42.7ft	45.9ft	49.2ft	52.5ft	55.8ft	59.1ft	62.3ft	65.6ft
1193lx	298lx	133lx	75lx	48lx	33lx	24lx	19lx	15lx	12lx	10lx	8lx	7lx	6lx	5lx	5lx	4lx	4lx	3lx	3lx
110.9fcd	27.7fcd	12.3fcd	6.9fcd	4.4fcd	3.1fcd	2.3fcd	1.7fcd	1.4fcd	1.1fcd	0.9fcd	0.8fcd	0.7fcd	0.6fcd	0.5fcd	0.4fcd	0.4fcd	0.3fcd	0.3fcd	0.3fcd

The above information is for 3000K colour temperature, for specific module information please see LED spec located on our website

For information regarding other colour temperatures please use the following factors for lumen output and candelas:

2700K = 0.82

4000K = 1.11