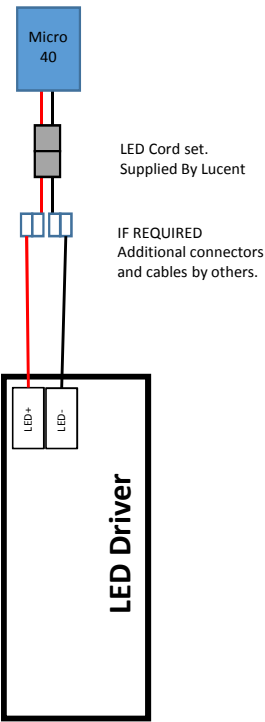


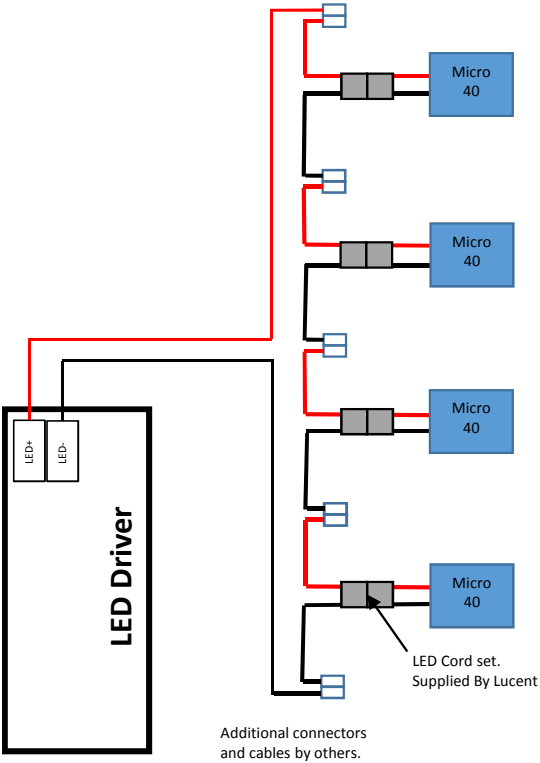
Micro 40 wiring Driver Wiring Instructions

All cables and connector blocks required to series wire the modules to be supplied by others.
All multiple drivers to be remote mounted, installation via the fixture cut-out is not possible.
Driver can be placed approx. 10 meters from the LED modules. Greater distances can be achieved by using a larger cable size (max. 1.5mm²), and/or reducing the amount of Micro 40 modules per series string.

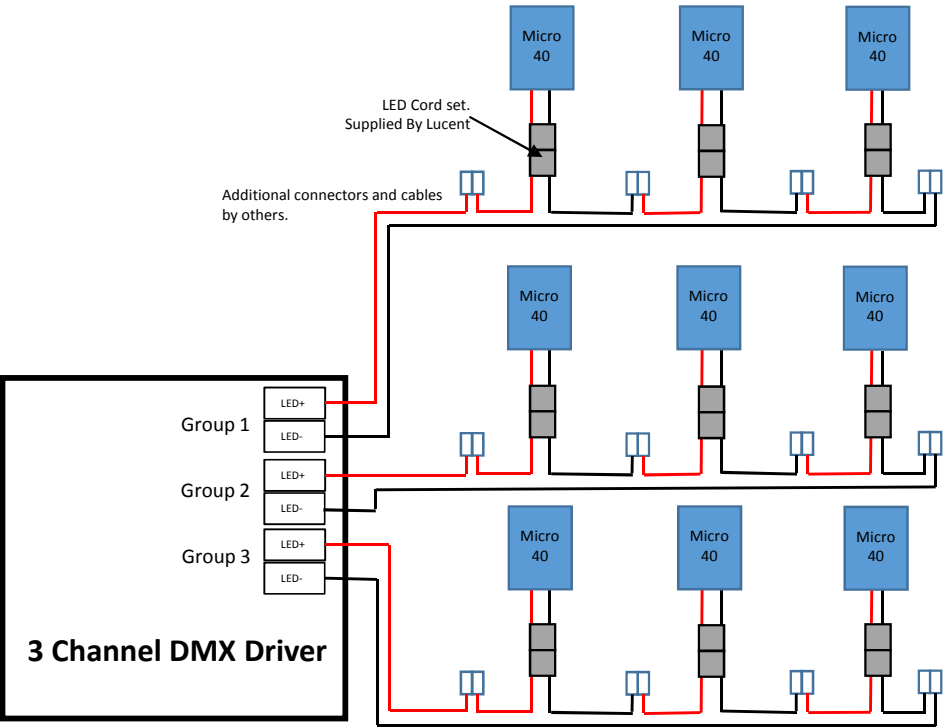
Micro 40 Individual wiring



Micro 40 Multiple fixture, series wiring



Micro 40 Multiple fixture, series wiring, DMX



Micro 40 wiring Driver Wiring Instructions

350mA Drivers (1.1w per fixture)

Part Number	Dimming Type	Quantity
EPB003C0350SS	Non-dimming	1-3
ELED-15-C-150/700T-350	Phase	1-13
SOLO 361/A-350	0-10v	1-17
ECO 361/A-350	0-10v	1-17
SOLO 360/A-350	DALI	1-17
ECO 360/A-350	DALI	1-17
POWER562/A-350	DMX	3-18 (1-6 per channel)

500mA Drivers (1.5w per fixture)

Part Number	Dimming Type	Quantity
EPB003C0500SS	Non-dimming	1-2
ELED-15-C-150/700T-500	Phase	1-10
ELED-25-C-300/900T-500	Phase	1-16
SOLO 361/A-500	0-10v	1-16
ECO 361/A-500	0-10v	1-16
SOLO 360/A-500	DALI	1-16
ECO 360/A-500	DALI	1-16
POWER562/A-500	DMX	3-18 (1-6 per channel)