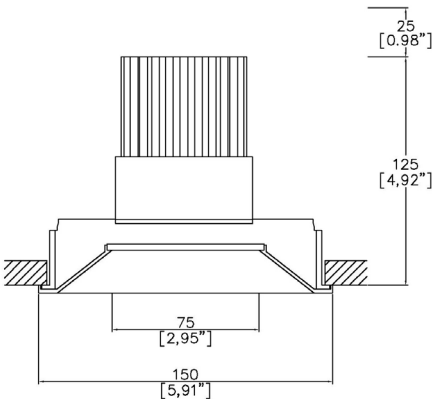


ProSpex Plus XL Conical Fixed Trim



150mm (5.90") overall trim diameter. Available with standard trim kit or plaster-in kit for flush appearance. Family of matching products also available. Required depth height + 25mm^



090+XL-LED-TR  
Cut-out 142mm Ø

LED Source	LED71/U	LED71/U	LED71/U
CCT	3000K	3000K	3000K
Drive Current	700mA	700mA	700mA
Power inc Driver	27W	27W	27W
Beam Angle	12°	19°	34°
Delivered Lumens	1596	1395	1533
Delivered Intensisty cd	22085	10040	4167
Efficacy lm/w	59	52	57
Forward Volt	33V	33V	33V
CRI	≥98 CRI	≥98 CRI	≥98 CRI

Project Ref: \_\_\_\_\_

Location Ref: \_\_\_\_\_

Fixture Order Code:

090+XL-LED-TR

Fixture

090+XL-LED-TR

Plus XL Conical Fixed Trim with LED71

Finish

WH

BK

RAL

White

Black

Custom RAL Colour\*

IP Rating

44

IP44

Emergency

E

ED

ES

Maintained 3hr Emergency

Maintained 3hr DALI Self Test

Maintained 3hr Self Test



LED Order Code:

LED71/U

LED

LED71/U

LED70 ONE ULTRA

CCT

927

930

90 CRI 2700K

90 CRI 3000K

Beam

12

19

34

12°

19°

34°

Protocol

S

A

P

D

B

Non-Dim

Analogue (0-10v)

Phase

DALI

Bluetooth\*\*



Honeycomb Louvre



Diffusing Lens



Frosted Lens



Heavy Spread Lens



Linear Spread Lens



Warm Tone

Accessories Order Code:

Louvre/Lens

- MN71 Honeycomb Louvre
- MDCC Warm Tone Lens
- MDUV UV Lens
- MDDF Diffusing Lens
- MDFR Frosted Lens
- MDLS Linear Spread Lens
- MDHS Heavy Spread Lens

Technical Details

\*Custom RAL code must be specified. Custom RAL colours can increase prices and lead times

Dimming. Whilst Lucent can offer the majority of its luminaires with various dimming options, it remains the responsibility of the specifier/installer to check and ensure compatibility of any control equipment used. Additional cabling may be required depending on the dimming protocol specified.

\*\*Bluetooth (wireless) is the communication method. The exact dimming protocol must be confirmed to allow the selection of suitable drivers or bluetooth devices.

^ Depth indicated is the minimum recess depth for the luminaire with a remote mounted LED driver. Installing a driver through either the luminaire cut-out or installation kit may require additional recess depth, please refer to the relevant luminaire installation instructions for further details.Data correct at time of publishing

First Fix Requirement. Luminaire comprised of fixture body with ceiling trim and installation kit, which is to be fitted into the ceiling once finished. Ensure correct alignment of the installation kit before final assembly (see luminaire installation instructions for details)

IP Rating. Tested from underside of the ceiling

It is the policy of Lucent Lighting to continually review and improve its products and therefore reserve the right to change any details of product or withdraw specifications without prior notice.

Luminaires designed to comply with EN60598 and all other standards.

This specification sheet superseded all previous versions.

All intellectual property rights pertaining to the product described above and to this document are owned by or licensed to Lucent Lighting Ltd.

We reserve the right to take whatever action is necessary to protect those intellectual property rights.

Please notify Lucent Lighting Ltd of any inaccuracies immediately. E&OE

## Light efficiency:

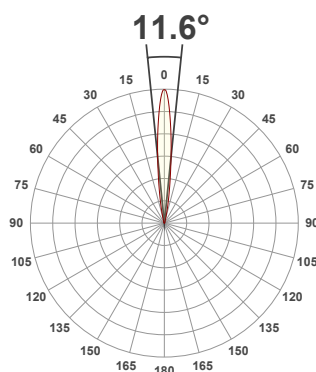
**59 Lumen/Watt**

## Light quality:

**CRI: 97.9**

## Color temperature:

**3000 K**



## Product name:

**090+XL-LED - LED71\_U-30-12-700mA**

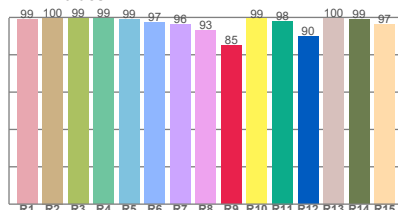
## Item number:

**PlusXL Conical Fixed - LED71/U-30-12-700mA**

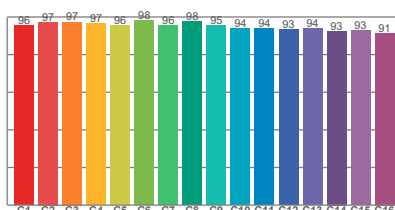
**Delivered information for above fixture and LED combination.**

**Output: 1596 Lumen    Peak intensity: 22085 cd    Power consumption: 27.0**

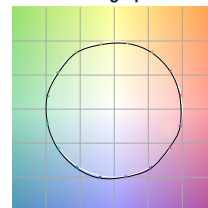
### CRI R values



### TM30 C Values

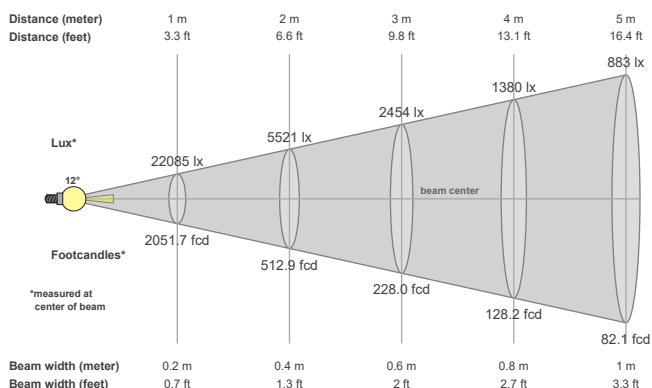


### Color vector graphics



Color temperature	Color rendering index	Red component	Color fidelity	Color gamut	Color quality scale	Color coordinate cie 1931	Color coordinate cie 1931	Color coordinate	Color coordinate	Color deviation from black body
CCT	CRI	CRI R9	TM30 Rf	TM30 Rg	CQS	x	y	u	v	Δuv
3000 K	97.9	85.0	95.2	99.6	95.7	0.437	0.404	0.250	0.347	-0.0003

### Beam details



### Beam angels

Beam angle 50%	Field angle 10%	Cutoff angle 2,5%
11.6°	24.2°	35.6°

### Beam intensities

Peak intensity	Int. ratio in 120° cone	Int. ratio in 90° cone
22085 cd	98.5%	93.8%

### Beam intensities from 1-20m

1m	2m	3m	4m	5m	6m	7m	8m	9m	10m	11m	12m	13m	14m	15m	16m	17m	18m	19m	20m
3.3ft	6.6ft	9.8ft	13.1ft	16.4ft	19.7ft	23ft	26.2ft	29.5ft	32.8ft	36.1ft	39.4ft	42.7ft	45.9ft	49.2ft	52.5ft	55.8ft	59.1ft	62.3ft	65.6ft
22085lx	5521lx	2454lx	1380lx	883lx	613lx	451lx	345lx	273lx	221lx	183lx	153lx	131lx	113lx	98lx	86lx	76lx	68lx	61lx	55lx
2051.7fcd	512.9fcd	228fcd	128.2fcd	82.1fcd	57fcd	41.9fcd	32.1fcd	25.3fcd	20.5fcd	17fcd	14.2fcd	12.1fcd	10.5fcd	9.1fcd	8fcd	7.1fcd	6.3fcd	5.7fcd	5.1fcd

The above information is for 3000K colour temperature, for specific module information please see LED spec located on our website

For information regarding other colour temperatures please use the following factors for lumen output and candelas:

2700K = 1

## Light efficiency:

52 Lumen/Watt

## Light quality:

CRI: 97.5

## Color temperature:

3000 K



## Product name:

090-XL-LED -  
LED71\_U-30-19-700mA

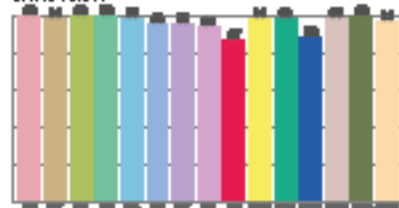
## Item number:

PlusXL Conical Fixed - LED71/  
U-30-19-700mA

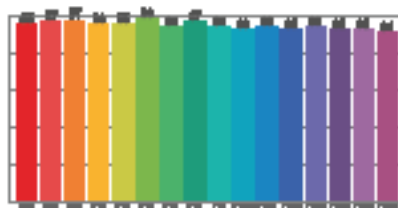
Delivered information for above  
fixture and LED combination.

Output: 1395 Lumen Peak intensity: 10040 cd Power consumption: 27.0

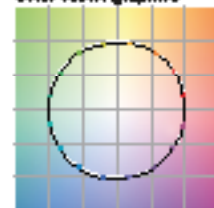
CRI R values



TM30 C Values

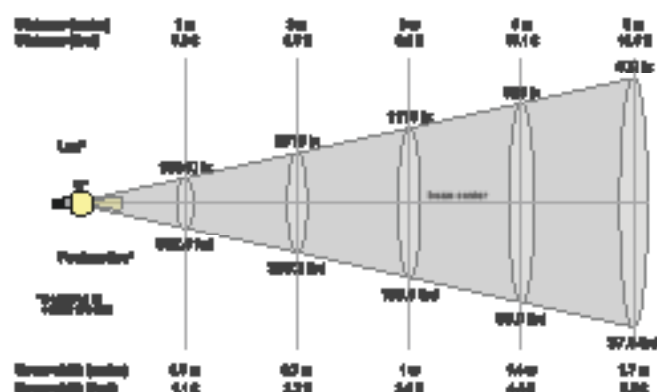


Colorvector graphics



Color-render	Color-render	Color-render	Color-render	Color-render	Color-render	Color-render	Color-render	Color-render	Color-render	Color-render
OCT	CRI	CRI R9	TM30 R1	TM30 R2	TM30 R3	TM30 R4	TM30 R5	TM30 R6	TM30 R7	TM30 R8
3000 K	97.5	97.4	94.8	99.5	96.8	94.37	94.84	92.68	93.48	93.812

## Beam details



## Beam angle

Beam angle 50%	Field angle 50%	Cut-off angle 2.0%
19.2°	22.2°	43.2°

## Beam intensities

Peak intensity	Int. ratio to 120° beam	Int. ratio to 60° beam
10040 cd	88.3%	88.3%

## Beam intensities from 1-20m

1m	2m	3m	4m	5m	6m	7m	8m	9m	10m	11m	12m	13m	14m	15m	16m	17m	18m	19m	20m
3.3ft	6.6ft	9.8ft	13.1ft	16.4ft	19.7ft	23ft	26.2ft	29.5ft	32.8ft	36.1ft	39.4ft	42.7ft	45.9ft	49.2ft	52.5ft	55.8ft	59.1ft	62.3ft	65.6ft
10040lx	2510lx	1116lx	628lx	402lx	279lx	205lx	157lx	124lx	100lx	83lx	70lx	59lx	51lx	45lx	39lx	35lx	31lx	28lx	25lx
932.8fc d	233.2fc d	103.6fc d	58.3fc d	37.3fc d	25.9fc d	19fc d	14.6fc d	11.5fc d	9.3fc d	7.7fc d	6.5fc d	5.5fc d	4.8fc d	4.1fc d	3.6fc d	3.2fc d	2.9fc d	2.6fc d	2.3fc d

The above information is for 3000K colour temperature, for specific module information please see LED spec located on our website

For information regarding other colour temperatures please use the following factors for lumen output and candelas:

2700K = 1

## Light efficiency:

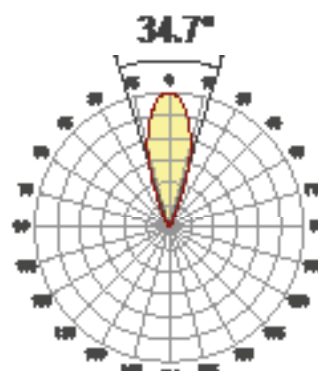
57 Lumen/Watt

## Light quality:

CRI: 97.9

## Color temperature:

3000 K



## Product name:

090-XL-LED -  
LED71\_U-30-34-700mA

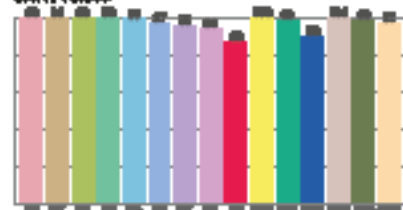
## Item number:

PlusXL Conical Fixed - LED71/  
U-30-34-700mA

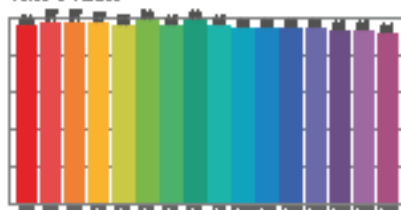
Delivered information for above  
fixture and LED combination.

Output: 1533 Lumen Peak intensity: 4167 cd Power consumption: 27.0

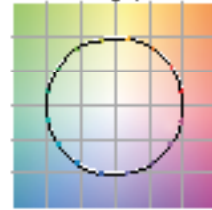
CRI R values



TM30 C Values

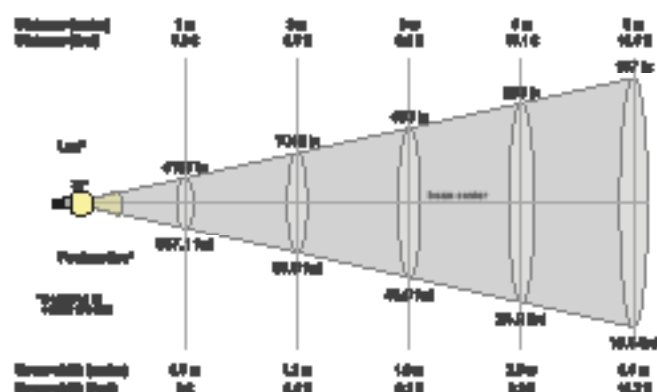


Color vector graphics



Color-render	Color-render	Color-render	Color-render	Color-render	Color-render	Color-render	Color-render	Color-render	Color-render	Color-render
OCT	CRI	CRI R9	TM30 R1	TM30 R9	CRI	X	Y	Z	V	Sum
3000 K	97.9	98.4	96.1	99.8	96.7	0.437	0.404	0.268	0.348	0.888

## Beam details



## Beam angles

Beam angle 50%	Field angle 50%	Cutoff angle 2.0%
34.7°	61.2°	76.8°

## Beam intensities

Peak intensity	Int. ratio to 120° beam	Int. ratio to 60° beam
4167 cd	88.6%	81.2%

## Beam intensities from 1-20m

1m	2m	3m	4m	5m	6m	7m	8m	9m	10m	11m	12m	13m	14m	15m	16m	17m	18m	19m	20m
3.3ft	6.6ft	9.8ft	13.1ft	16.4ft	19.7ft	23ft	26.2ft	29.5ft	32.8ft	36.1ft	39.4ft	42.7ft	45.9ft	49.2ft	52.5ft	55.8ft	59.1ft	62.3ft	65.6ft
4167lx	1042lx	453lx	260lx	167lx	116lx	85lx	65lx	51lx	42lx	34lx	29lx	25lx	21lx	19lx	16lx	14lx	13lx	12lx	10lx
387.1cd	96.8cd	43cd	24.2cd	15.5cd	10.8cd	7.9cd	6cd	4.8cd	3.9cd	3.2cd	2.7cd	2.3cd	2cd	1.7cd	1.5cd	1.3cd	1.2cd	1.1cd	1cd

The above information is for 3000K colour temperature, for specific module information please see LED spec located on our website

For information regarding other colour temperatures please use the following factors for lumen output and candelas:

2700K = 1