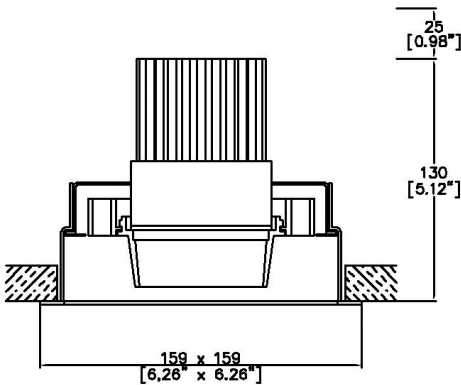


ProSpex Gimbal Midi Single



159 x 159mm (6.26" x 6.26") overall trim dimension.
Available with standard trim kit or plaster-in kit for flush
appearance. Family of matching products also
available. Required depth height + 25mm^



120/2-LED-TR
Cut-out 143 x 143mm

LED Source	LED71/U	LED71/U	LED71/U
CCT	3000K	3000K	3000K
Drive Current	700mA	700mA	700mA
Power inc Driver	27W	27W	27W
Beam Angle	12°	19°	34°
Delivered Lumens	1395	1099	1285
Delivered Intensisty cd	21511	8548	3770
Efficacy lm/w	52	41	48
Forward Volt	33V	33V	33V
CRI	≥98 CRI	≥98 CRI	≥98 CRI

Project Ref: _____

Location Ref: _____

Fixture Order Code:

120/2-LED-TR

 - - - -

Fixture

120/2-LED-TR

Gimbal Midi Single Trim with LED71

Gimbal Finish

WH
BK
RAL

White
Black
Custom RAL Colour*

Coverplate Finish

WH
BK
RAL

White
Black
Custom RAL Colour*

Trim Finish

WH
BK
RAL

White
Black
Custom RAL Colour*

Emergency

E
ED
ES

Maintained 3hr Emergency
Maintained 3hr DALI Self Test
Maintained 3hr Self Test

LED Order Code:

LED71/U

 - - -

LED

LED71/U

LED70 ONE ULTRA

CCT

927
930

90 CRI 2700K
90 CRI 3000K

Beam

12
19
34

12°
19°
34°

Protocol

S
A
P
D
B

Non-Dim
Analogue (0-10v)
Phase
DALI
Bluetooth**



Honeycomb Louvre



Diffusing Lens



Frosted Lens



Heavy Spread Lens



Linear Spread Lens



Warm Tone

Accessories Order Code:

Louvre/Lens

- MD45 Honeycomb Louvre
- MDCC Warm Tone Lens
- MDUV UV Lens
- MDDF Diffusing Lens
- MDFR Frosted Lens
- MDLS Linear Spread Lens
- MDHS Heavy Spread Lens

Technical Details

*Custom RAL code must be specified. Custom RAL colours can increase prices and lead times

Dimming. Whilst Lucent can offer the majority of its luminaires with various dimming options, it remains the responsibility of the specifier/installer to check and ensure compatibility of any control equipment used. Additional cabling may be required depending on the dimming protocol specified.

**Bluetooth (wireless) is the communication method. The exact dimming protocol must be confirmed to allow the selection of suitable drivers or bluetooth devices.

^ Depth indicated is the minimum recess depth for the luminaire with a remote mounted LED driver. Installing a driver through either the luminaire cut-out or installation kit may require additional recess depth, please refer to the relevant luminaire installation instructions for further details.Data correct at time of publishing

First Fix Requirement. Luminaire comprised of fixture body with ceiling trim and installation kit, which is to be fitted into the ceiling once finished. Ensure correct alignment of the installation kit before final assembly (see luminaire installation instructions for details)

IP Rating. Tested from underside of the ceiling

It is the policy of Lucent Lighting to continually review and improve its products and therefore reserve the right to change any details of product or withdraw specifications without prior notice.

Luminaires designed to comply with EN60598 and all other standards.

This specification sheet superseded all previous versions.

All intellectual property rights pertaining to the product described above and to this document are owned by or licensed to Lucent Lighting Ltd.

We reserve the right to take whatever action is necessary to protect those intellectual property rights.

Please notify Lucent Lighting Ltd of any inaccuracies immediately. E&OE

Light efficiency:

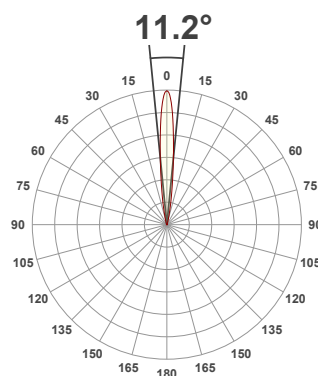
52 Lumen/Watt

Light quality:

CRI: 98.5

Color temperature:

3000 K



Product name:

Gimbal Midi Element - LED71_U-30-12-700mA

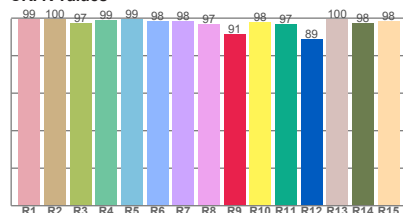
Item number:

Gimbal Midi Element - LED71/U-30-12-700mA

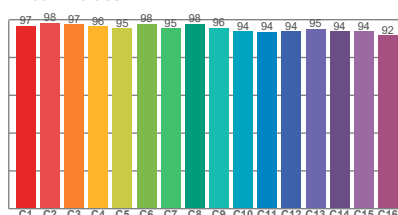
Delivered information for above fixture and LED combination.

Output: 1395 Lumen Peak intensity: 21511 cd Power consumption: 27.0

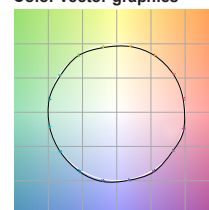
CRI R values



TM30 C Values

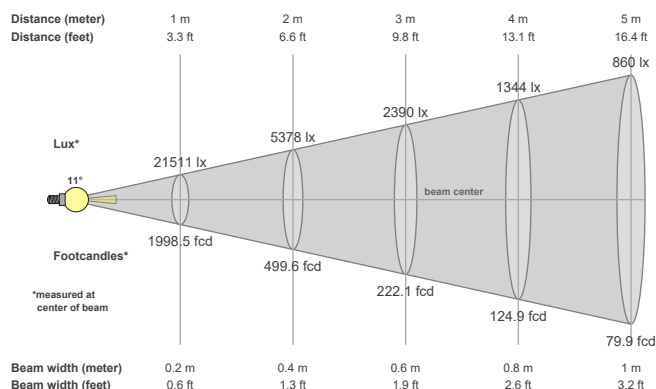


Color vector graphics



Color temperature	Color rendering index	Red component	Color fidelity	Color gamut	Color quality scale	Color coordinate cie 1931	Color coordinate cie 1931	Color coordinate	Color coordinate	Color diviation from black body
CCT	CRI	CRI R9	TM30 Rf	TM30 Rg	CQS	x	y	u	v	Δuv
3000 K	98.5	91.2	95.6	100.1	96.2	0.437	0.404	0.249	0.348	0.0006

Beam details



Beam angels

Beam angle 50%	Field angle 10%	Cutoff angle 2,5%
11.2°	23.7°	35.4°

Beam intensities

Peak intensity	Int. ratio in 120° cone	Int. ratio in 90° cone
21511 cd	99.5%	98.8%

Beam intensities from 1-20m

1m	2m	3m	4m	5m	6m	7m	8m	9m	10m	11m	12m	13m	14m	15m	16m	17m	18m	19m	20m
3.3ft	6.6ft	9.8ft	13.1ft	16.4ft	19.7ft	23ft	26.2ft	29.5ft	32.8ft	36.1ft	39.4ft	42.7ft	45.9ft	49.2ft	52.5ft	55.8ft	59.1ft	62.3ft	65.6ft
21511lx	5378lx	2390lx	1344lx	860lx	598lx	439lx	336lx	266lx	215lx	178lx	149lx	127lx	110lx	96lx	84lx	74lx	66lx	60lx	54lx
1998.5fcd	499.6fcd	222.1fcd	124.9fcd	79.9fcd	55.5fcd	40.8fcd	31.2fcd	24.7fcd	20fcd	16.5fcd	13.9fcd	11.8fcd	10.2fcd	8.9fcd	7.8fcd	6.9fcd	6.2fcd	5.5fcd	5fcd

The above information is for 3000K colour temperature, for specific module information please see LED spec located on our website

For information regarding other colour temperatures please use the following factors for lumen output and candelas:

2700K = 1

Light efficiency:

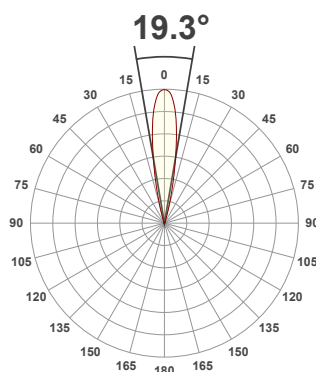
41 Lumen/Watt

Light quality:

CRI: 97.1

Color temperature:

3000 K



Product name:

Gimbal Midi Element - LED71_U-30-19-700mA

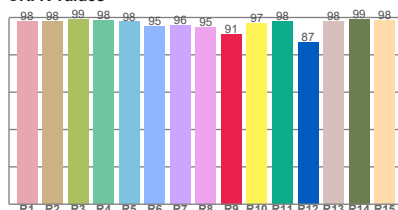
Item number:

Gimbal Midi Element - LED71/U-30-19-700mA

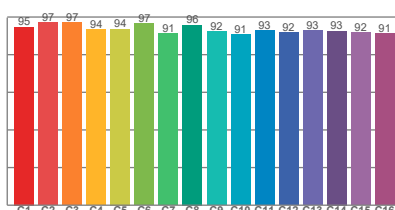
Delivered information for above fixture and LED combination.

Output: 1099 Lumen Peak intensity: 8548 cd Power consumption: 27.0

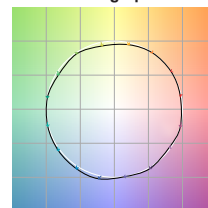
CRI R values



TM30 C Values

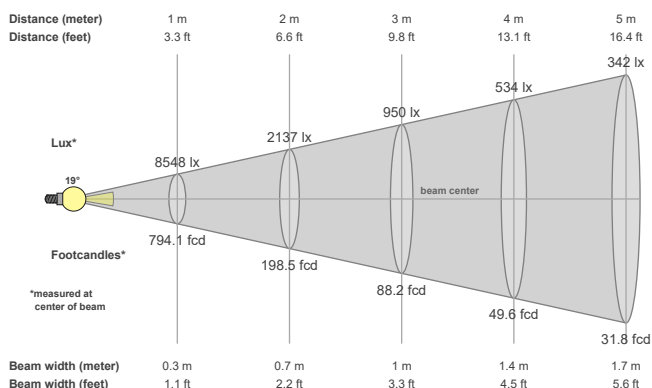


Color vector graphics



Color temperature	Color rendering index	Red component	Color fidelity	Color gamut	Color quality scale	Color coordinate cie 1931	Color coordinate cie 1931	Color coordinate	Color coordinate	Color deviation from black body
CCT	CRI	CRI R9	TM30 Rf	TM30 Rg	CQS	x	y	u	v	Δuv
3000 K	97.1	91.1	93.7	99.1	95.4	0.437	0.404	0.249	0.345	-0.0014

Beam details



Beam angels

Beam angle 50%	Field angle 10%	Cutoff angle 2,5%
19.3°	32.1°	43°

Beam intensities

Peak intensity	Int. ratio in 120° cone	Int. ratio in 90° cone
8548 cd	99.3%	98.1%

Beam intensities from 1-20m

1m	2m	3m	4m	5m	6m	7m	8m	9m	10m	11m	12m	13m	14m	15m	16m	17m	18m	19m	20m
3.3ft	6.6ft	9.8ft	13.1ft	16.4ft	19.7ft	23ft	26.2ft	29.5ft	32.8ft	36.1ft	39.4ft	42.7ft	45.9ft	49.2ft	52.5ft	55.8ft	59.1ft	62.3ft	65.6ft
8548lx	2137lx	950lx	534lx	342lx	237lx	174lx	134lx	106lx	85lx	71lx	59lx	51lx	44lx	38lx	33lx	30lx	26lx	24lx	21lx
794.1fcd	198.5fcd	88.2fcd	49.6fcd	31.8fcd	22.1fcd	16.2fcd	12.4fcd	9.8fcd	7.9fcd	6.6fcd	5.5fcd	4.7fcd	4.1fcd	3.5fcd	3.1fcd	2.7fcd	2.5fcd	2.2fcd	2fcd

The above information is for 3000K colour temperature, for specific module information please see LED spec located on our website

For information regarding other colour temperatures please use the following factors for lumen output and candelas:

2700K = 1

Light efficiency:

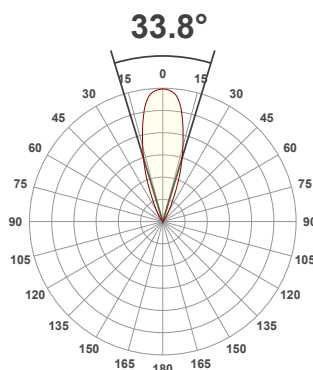
48 Lumen/Watt

Light quality:

CRI: 97.1

Color temperature:

3000 K



Product name:

Gimbal Midi Element - LED71_U-30-34-700mA

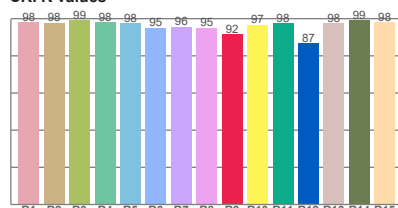
Item number:

Gimbal Midi Element - LED71/U-30-34-700mA

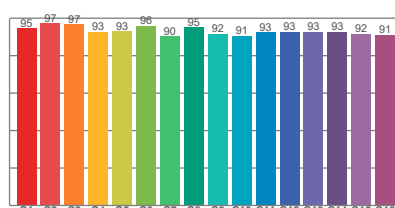
Delivered information for above fixture and LED combination.

Output: 1285 Lumen Peak intensity: 3440 cd Power consumption: 27.0

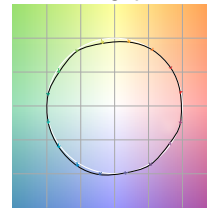
CRI R values



TM30 C Values

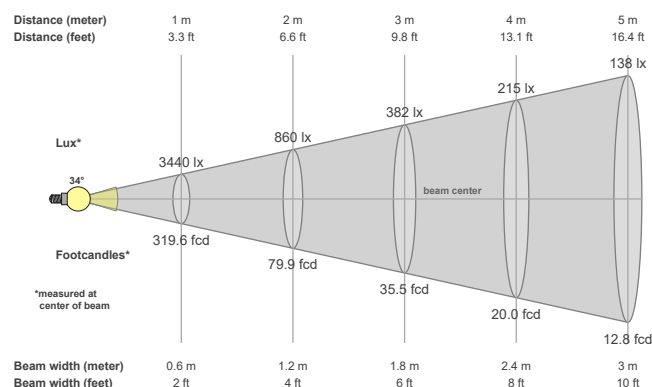


Color vector graphics



Color temperature	Color rendering index	Red component	Color fidelity	Color gamut	Color quality scale	Color coordinate cie 1931	Color coordinate cie 1931	Color coordinate	Color coordinate	Color deviation from black body
CCT	CRI	CRI R9	TM30 Rf	TM30 Rg	CQS	x	y	u	v	Δuv
3000 K	97.1	91.7	93.4	98.7	95.3	0.437	0.404	0.250	0.346	-0.0009

Beam details



Beam angles

Beam angle 50%	Field angle 10%	Cutoff angle 2,5%
33.8°	58.1°	76.5°

Beam intensities

Peak intensity	Int. ratio in 120° cone	Int. ratio in 90° cone
3440 cd	99.7%	98.6%

Beam intensities from 1-20m

1m	2m	3m	4m	5m	6m	7m	8m	9m	10m	11m	12m	13m	14m	15m	16m	17m	18m	19m	20m
3.3ft	6.6ft	9.8ft	13.1ft	16.4ft	19.7ft	23ft	26.2ft	29.5ft	32.8ft	36.1ft	39.4ft	42.7ft	45.9ft	49.2ft	52.5ft	55.8ft	59.1ft	62.3ft	65.6ft
3440lx	860lx	382lx	215lx	138lx	96lx	70lx	54lx	42lx	34lx	28lx	24lx	20lx	18lx	15lx	13lx	12lx	11lx	10lx	9lx
319.6fcd	79.9fcd	35.5fcd	20fcd	12.8fcd	8.9fcd	6.5fcd	5fcd	3.9fcd	3.2fcd	2.6fcd	2.2fcd	1.9fcd	1.6fcd	1.4fcd	1.2fcd	1.1fcd	1fcd	0.9fcd	0.8fcd

The above information is for 3000K colour temperature, for specific module information please see LED spec located on our website

For information regarding other colour temperatures please use the following factors for lumen output and candelas:

2700K = 1