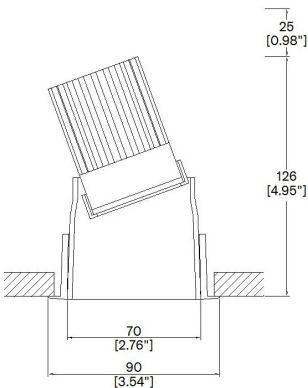


ProSpex Soft70 Colour Accent

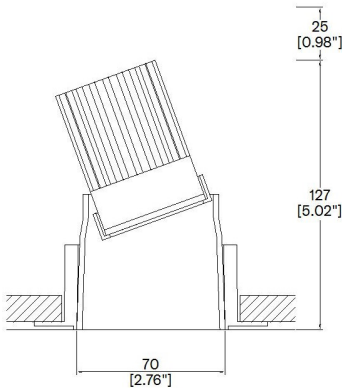
TM65.2	9kgCO2e
TM66	2.3 CEAM



90mm (3.54") overall trim diameter. 70mm (2.76") overall trimless diameter. 360° rotation. Up to 20° tilt. Available with standard trim kit or plaster-in kit for flush appearance. Family of matching products also available. Required depth height + 25mm^



073-C-LED-TR
Cut-out 79mm Ø
Trim kit



073-C-LED-TL
Cut-out 79mm Ø
Seamless flush appearance

LED Source	LED51TW	LED51TW
CCT range	5000K-2000K	@ 3000K
Drive Current (max per channel)	700mA	700mA
Power inc Driver Max	15.1W	15.1W
Beam Angle	25°	35°
Delivered Lumens	644	679
Delivered Intensisty cd	2371	1389
Efficacy lm/w	43	45
Forward Volt (max per channel)	18.4V	18.4V
CRI	≥95 CRI	≥95 CRI

Apply these factors to 3000K for lumen output of other CCTs: 2000K x 0.67 / 2700K x 0.84 / 3500K x 1.085 / 4000K x 1.113 / 5000K x 1.087

Soft Colour Inserts



Polished Copper



Piano Black



Polished Gold



Satin Gold



Polished Silver



Satin Silver

Project Ref: _____ Location Ref: _____

Fixture Order Code: - - -

Fixture
073-C-LED Soft70 Accent with LED51

Installation
TR Trim
TL Trimless

Colour Insert
CP Polished Copper
PB Piano Black
PG Polished Gold
SG Satin Gold
PS Polished Silver
SS Satin Silver

Trim Finish (Leave blank if trimless)
WH White
BK Black
RAL Custom RAL Colour*



LED Order Code: - -

LED
LED51TW LED50 ONE Tuneable White

CCT
5020 5000K - 2000K


Beam
25 25°
35 35°

Driver Options:


Protocol
D6 DALI Type 6**
D8 DALI Type 8**
B Bluetooth***

Emergency Options:

Emergency
E Maintained 3hr Emergency
ED Maintained 3hr DALI Self Test
ES Maintained 3hr Self Test




Honeycomb Louvre



Diffusing Lens



Frosted Lens



Heavy Spread Lens



Linear Spread Lens

Accessories Order Code:

- Louvre/Lens
- LL45 Honeycomb Louvre
 - LLDF Diffusing Lens
 - LLFR Frosted Lens
 - LLLS Linear Spread Lens
 - LLHS Heavy Spread Lens

Technical Details

*Custom RAL code must be specified. Custom RAL colours can increase prices and lead times

Dimming. Whilst Lucent can offer the majority of its luminaires with various dimming options, it remains the responsibility of the specifier/installer to check and ensure compatibility of any control equipment used. Additional cabling may be required depending on the dimming protocol specified.

**DALI Type 6 requires two DALI addresses, one for CCT control the other for Intesisty control. DALI Type 8 is a single DALI Type 8 address for CCT and Intesisty control. Please check which control system is being used before specifying.

***Bluetooth (wireless) is the communication method. The exact dimming protocol must be confirmed to allow the selection of suitable drivers or bluetooth devices.

^ Depth indicated is the minimum recess depth for the luminaire with a remote mounted LED driver. Installing a driver through either the luminaire cut-out or installation kit may require additional recess depth, please refer to the relevant luminaire installation instructions for further details.Data correct at time of publishing

First Fix Requirement. Luminaire comprised of fixture body with ceiling trim and installation kit, which is to be fitted into the ceiling once finished. Ensure correct alignment of the installation kit before final assembly (see luminaire instllation instructions for details)

IP Rating. Tested from underside of the ceiling

It is the policy of Lucent Lighting to continually review and improve its products and therefore reserve the right to change any details of product or withdraw specifications without prior notice.

Luminaires designed to comply with EN60598 and all other standards.

This specification sheet supersededs all previous versions.

All intellectual property rights pertaining to the product described above and to this document are owned by or licensed to Lucent Lighting Ltd.

We reserve the right to take whatever action is necessary to protect those intellectual property rights.

Please notify Lucent Lighting Ltd of any inaccuracies immediately. E&OE