

Light efficiency:

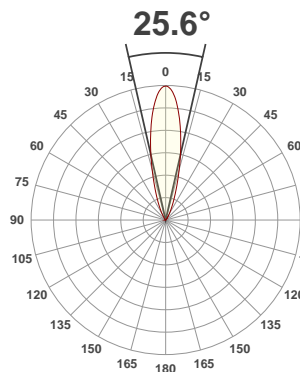
43 Lumen/Watt

Light quality:

CRI: 91.5

Color temperature:

3000 K



Product name:

073-LED-TL_TR - LED51TW-5020-25 @ 3000K

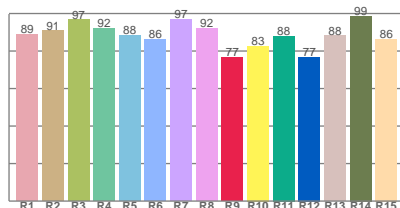
Item number:

Soft70 Accent - LED51TW-5020-25 @ 3000K

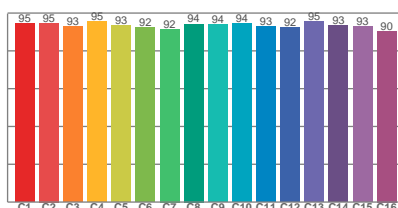
Delivered information for above fixture and LED combination.

Output: 644 Lumen Peak intensity: 2371 cd Power consumption: 15.1


CRI R values



TM30 C Values

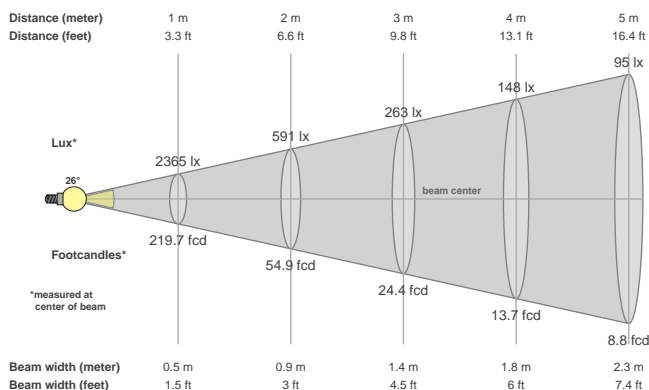


Color vector graphics



Color temperature	Color rendering index	Red component	Color fidelity	Color gamut	Color quality scale	Color coordinate cie 1931	Color coordinate cie 1931	Color coordinate	Color coordinate	Color deviation from black body
CCT	CRI	CRI R9	TM30 Rf	TM30 Rg	CQS	x	y	u	v	Δuv
3000 K	91.5	76.8	93.6	106.5	93.8	0.437	0.404	0.254	0.335	-0.0130

Beam details



Beam angles

Beam angle 50%	Field angle 10%	Cutoff angle 2,5%
25.6°	51.4°	69.5°

Beam intensities

Peak intensity	Int. ratio in 120° cone	Int. ratio in 90° cone
2371 cd	97.6%	94.5%

Beam intensities from 1-20m

1m	2m	3m	4m	5m	6m	7m	8m	9m	10m	11m	12m	13m	14m	15m	16m	17m	18m	19m	20m
3.3ft	6.6ft	9.8ft	13.1ft	16.4ft	19.7ft	23ft	26.2ft	29.5ft	32.8ft	36.1ft	39.4ft	42.7ft	45.9ft	49.2ft	52.5ft	55.8ft	59.1ft	62.3ft	65.6ft
2365lx	591lx	263lx	148lx	95lx	66lx	48lx	37lx	29lx	24lx	20lx	16lx	14lx	12lx	11lx	9lx	8lx	7lx	7lx	6lx
219.7fcd	54.9fcd	24.4fcd	13.7fcd	8.8fcd	6.1fcd	4.5fcd	3.4fcd	2.7fcd	2.2fcd	1.8fcd	1.5fcd	1.3fcd	1.1fcd	1fcd	0.9fcd	0.8fcd	0.7fcd	0.6fcd	0.5fcd

All the above information for fixtures with LED51TW-5020 modules are tested at 3000K

Factors to adjust lumen output for the following CCTs at 100% output for the colour are as follows:

2000K = 0.67

2700K = 0.84

3500K = 1.085

4000K = 1.113

5000K = 1.087