

Light efficiency:

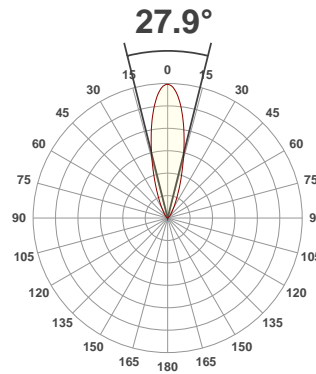
44 Lumen/Watt

Light quality:

CRI: 95.6

Color temperature:

3000 K



Product name:

863-LED - LED51WD-3020-28-500mA

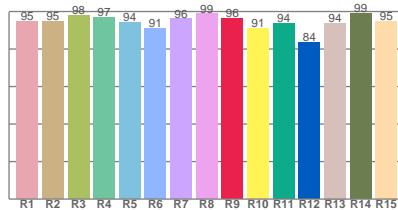
Item number:

MiniTrim Accent - LED51WD-3020-28-500mA

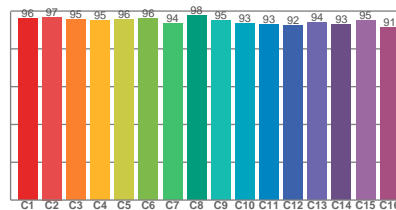
Delivered information for above fixture and LED combination.

Output: 753 Lumen Peak intensity: 2212 cd Power consumption: 17.1


CRI R values



TM30 C Values

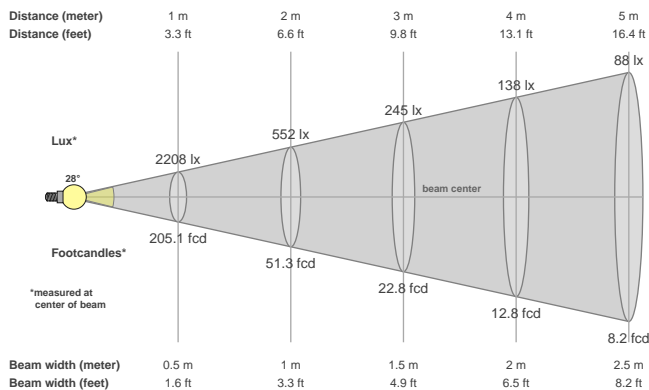


Color vector graphics



Color temperature	Color rendering index	Red component	Color fidelity	Color gamut	Color quality scale	Color coordinate cie 1931	Color coordinate cie 1931	Color coordinate	Color coordinate	Color deviation from black body
CCT	CRI	CRI R9	TM30 Rf	TM30 Rg	CQS	x	y	u	v	Δuv
3000 K	95.6	96.2	94.7	102.7	94.8	0.437	0.404	0.256	0.343	-0.0066

Beam details



Beam angels

Beam angle 50%	Field angle 10%	Cutoff angle 2,5%
27.9°	57.8°	87.3°

Beam intensities

Peak intensity	Int. ratio in 120° cone	Int. ratio in 90° cone
2212 cd	98.3%	94.5%

Beam intensities from 1-20m

1m	2m	3m	4m	5m	6m	7m	8m	9m	10m	11m	12m	13m	14m	15m	16m	17m	18m	19m	20m
3.3ft	6.6ft	9.8ft	13.1ft	16.4ft	19.7ft	23ft	26.2ft	29.5ft	32.8ft	36.1ft	39.4ft	42.7ft	45.9ft	49.2ft	52.5ft	55.8ft	59.1ft	62.3ft	65.6ft
2208lx	552lx	245lx	138lx	88lx	61lx	45lx	34lx	27lx	22lx	18lx	15lx	13lx	11lx	10lx	9lx	8lx	7lx	6lx	6lx
205.1fcd	51.3fcd	22.8fcd	12.8fcd	8.2fcd	5.7fcd	4.2fcd	3.2fcd	2.5fcd	2.1fcd	1.7fcd	1.4fcd	1.2fcd	1fcd	0.9fcd	0.8fcd	0.7fcd	0.6fcd	0.6fcd	0.5fcd

The above information is for 3000K colour temperature, for specific module information please see LED spec located on our website

For information regarding other colour temperatures please use the following factors for lumen output and candelas:

2700K = 0.93