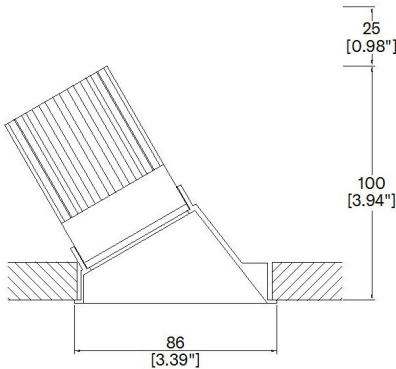


ProSpex MiniTRIM Round Wallwash

TM65.2	10kgCO2e
TM66	2.3 CEAM



86mm (3.39”) overall diameter. Range of soft appearance with minimal trim for achieving trimless effect. Family of matching products also available. Required depth height + 25mm^



860-LED-WW
Cut-out 81mm Ø

LED Source	LED51WD
CCT	3000K
Drive Current	500mA
Power inc Driver	17.1W
Beam Angle	39°
Delivered Lumens	534
Delivered Intensisty cd	609
Efficacy lm/w	31
Forward Volt	29.1V
CRI	≥95 CRI

Apply these factors to 3000K for lumen output of other CCTs: 2700K x 0.93.

Project Ref: _____

Location Ref: _____

Fixture Order Code: 860-LED-WW -

Fixture
860-LED-WW MiniTRIM Round Wallwash with LED51

Finish
WH White RAL 9010
BK Black RAL 9005
RAL* Custom RAL Colour*
ABR1 Antique Brass
ABZ1 Antique Bronze
PCH1 Polished Chrome
PNK1 Polished Nickel
PBR1 Polished Brass

LED Order Code: LED51WD - - 39

LED
LED51WD LED50 ONE Ambiance WarmDim


CCT
2720 2700K - 2000K
3020 3000K - 2000K

Beam
39 39°

Driver Options:

Protocol
S Non-Dim
A Analogue (0-10v)
P Phase
D DALI
B Bluetooth**

Finish selection




Antique Brass



Antique Bronze



Polished Brass



Polished Nickel



Polished Chrome

Technical Details

*Custom RAL code must be specified. Custom RAL colours can increase prices and lead times

Dimming. Whilst Lucent can offer the majority of its luminaires with various dimming options, it remains the responsibility of the specifier/installer to check and ensure compatibility of any control equipment used. Additional cabling may be required depending on the dimming protocol specified.

**Bluetooth (wireless) is the communication method. The exact dimming protocol must be confirmed to allow the selection of suitable drivers or bluetooth devices.

^ Depth indicated is the minimum recess depth for the luminaire with a remote mounted LED driver. Installing a driver through either the luminaire cut-out or installation kit may require additional recess depth, please refer to the relevant luminaire installation instructions for further details. Data correct at time of publishing

First Fix Requirement. Luminaire comprised of fixture body with ceiling trim and installation kit, which is to be fitted into the ceiling once finished. Ensure correct alignment of the installation kit before final assembly (see luminaire installation instructions for details)

IP Rating. Tested from underside of the ceiling

Note that the picture of the finishes provided is for illustrative purposes only. The finishes may vary in colour, texture and appearance. Contact Lucent lighting Ltd for more information.

It is the policy of Lucent Lighting to continually review and improve its products and therefore reserve the right to change any details of product or withdraw specifications without prior notice.

Luminaires designed to comply with EN60598 and all other standards.

This specification sheet supersedes all previous versions.

All intellectual property rights pertaining to the product described above and to this document are owned by or licensed to Lucent Lighting Ltd.

We reserve the right to take whatever action is necessary to protect those intellectual property rights.

Please notify Lucent Lighting Ltd of any inaccuracies immediately. E&OE