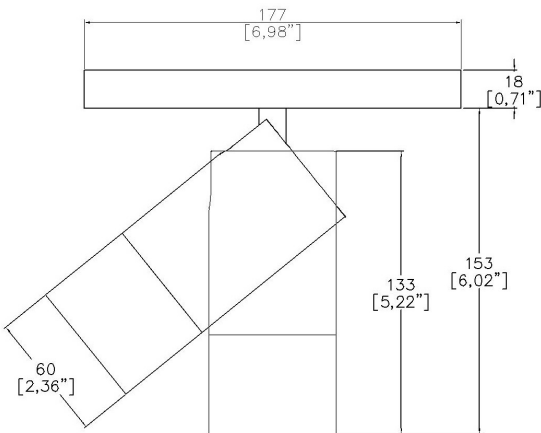


ProSpex TubeLED Mini



TM65.2	11kgCO2e
TM66	2.2 CEAM

60mm (2.36") overall diameter LED spotlight , with magnetic track adaptor for Low Voltage track. Available with monopoint mounting, and 3 circuit track adaptor. Family of matching products also available.



7100/2-LED-LVTR

LED Source	LED	LED	LED	LED
CCT	3000K	3000K	3000K	3000K
Drive Current	350mA	350mA	350mA	350mA
Supply Voltage	48V	48V	48V	48V
Power inc Driver	13.6W	13.6W	13.6W	13.6W
Beam Angle	12°	24°	38°	55°
Delivered Lumens	866	852	963	997
Delivered Intensisty cd	12230	5551	3402	1324
Efficacy lm/w	64	63	71	73
Forward Volt	33V	33V	33V	33V
CRI	≥90 CRI	≥90 CRI	≥90 CRI	≥90 CRI

Apply these factors to 3000K for lumen output of other CCTs: 2200K x 0.65 / 2400K x 0.69 / 2700K x 0.98 / 4000K x 1.02.

Project Ref: _____ Location Ref: _____

Fixture Order Code:

7100/2-LED

 - - - - - -

LVTR

Fixture

7100/2-LED

TubeLED Mini GEN2

CCT

22***

24***

27

30

40***

90 CRI 2200K***

90 CRI 2400K***

90 CRI 2700K

90 CRI 3000K

90 CRI 4000K***

Beam

12

24

38

55

12°

24°

38°

55°

Protocol

S

A

D

B

Non-Dim

Analogue (0-10V)

DALI 2

Bluetooth**

Colour Insert

SN

SG

CP

BZ

(Blank)

Satin Nickel

Satin Gold

Copper

Bronze

Not required standard black to be supplied

Finish

WH

BK

RAL

ABR1

ABZ1

White

Black

Custom RAL Finish

Antique Brass

Antique Bronze

Fixing

LVTR

Low voltage track adaptor

Please refer to installation instruction for wiring diagram

***contact Lucent for availability

Finish selection




Antique Brass




Antique Bronze

Accessories




Honeycomb Louvre



Diffusing Lens



Frosted Lens



Heavy Spread Lens



Linear Spread Lens

Accessories Order Code:

- Louvre/Lens
- LL45

LLCC

LLUV

LLDF

LLFR

LLLS

LLHS
- Honeycomb Louvre

Warm Tone Lens

UV Lens

Diffusing Lens

Frosted Lens

Linear Spread Lens

Heavy Spread Lens

Technical Details

*Custom RAL code must be specified. Custom RAL colours can increase prices and lead times

Dimming. Whilst Lucent can offer the majority of its luminaires with various dimming options, it remains the responsibility of the specifier/installer to check and ensure compatibility of any control equipment used. Additional cabling may be required depending on the dimming protocol specified.

**Bluetooth (wireless) is the communication method. The exact dimming protocol must be confirmed to allow the selection of suitable drivers or bluetooth devices.

^ Depth indicated is the minimum recess depth for the luminaire with a remote mounted LED driver. Installing a driver through either the luminaire cut-out or installation kit may require additional recess depth, please refer to the relevant luminaire installation instructions for further details.Data correct at time of publishing

First Fix Requirement. Luminaire comprised of fixture body with ceiling trim and installation kit, which is to be fitted into the ceiling once finished. Ensure correct alignment of the installation kit before final assembly (see luminaire instllation instructions for details)

IP Rating. Tested from underside of the ceiling

Note that the picture of the finishes provided is for illustrative purposes only. The finishes may vary in colour, texture and appearance. Contact Lucent lighting Ltd for more information.

It is the policy of Lucent Lighting to continually review and improve its products and therefore reserve the right to change any details of product or withdraw specifications without prior notice.

Luminaires designed to comply with EN60598 and all other standards.

This specification sheet superseded all previous versions.

All intellectual property rights pertaining to the product described above and to this document are owned by or licensed to Lucent Lighting Ltd.

We reserve the right to take whatever action is necessary to protect those intellectual property rights.

Please notify Lucent Lighting Ltd of any inaccuracies immediately. E&OE