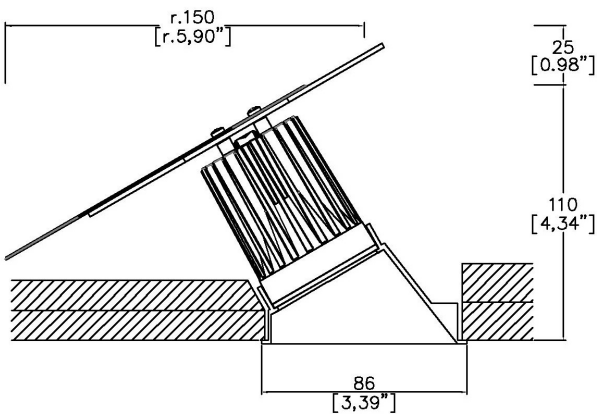


ProSpex MiniTrim Round Wallwash Fire Rated

TM65.2	10kgCO2e
TM66	2.3 CEAM



86mm (3.39") overall diameter. Range of soft appearance with minimal trim for achieving trimless effect. Family of matching products also available. Required depth height + 25mm^



860-FR-WW  
Cut-out 80mm Ø

LED Source	LED51/2
CCT	3000K
Drive Current	350mA
Power inc Driver	13.6W
Beam Angle	38°
Delivered Lumens	718
Delivered Intensisty cd	927
Efficacy lm/w	53
Forward Volt	36V
CRI	≥90 CRI

Apply these factors to 3000K for lumen output of other CCTs: 2200K x 0.65 / 2400K x 0.69 / 2700K x 0.98 / 4000K x 1.02.

Project Ref:\_\_\_\_\_

Location Ref:\_\_\_\_\_

Fixture Order Code:

	860-FR-WW	-		-	2	-		-	38	-		-	
Fixture	860-FR-WW MiniTrim Round Wallwash Fire Rated												
Finish	White RAL 9010 Black RAL 9005 Custom RAL Colour* Antique Brass Antique Bronze Polished Chrome Polished Nickel Polished Brass												
LED Type	2 LED50 ONE GEN2 (90 CRI)												
CCT	22*** 90 CRI 2200K*** 24*** 90 CRI 2400K*** 27 90 CRI 2700K 30 90 CRI 3000K 40*** 90 CRI 4000K***												
Beam	38 38°												
Protocol	S Non-Dim A Analogue (0-10v) P Phase D DALI B Bluetooth**												
Emergency	E Maintained 3hr Emergency ED Maintained 3hr DALI Self Test ES Maintained 3hr Self Test												

\*\*\*contact Lucent for availability


Technical Details - 60 Minutes Fire Rated Luminaires

This Fire Rated Product has been tested to the following standards:  
EN1365-2:2014; Part 2  
EN1363-1:2012; Part 1  
EN1363-1: 60MINS.  
Test certification included in the luminaire specification pack.

The downlight is designed to maintain the integrity of the ceiling/floor construction. It is the responsibility of others to ensure the ceiling and floor construction conforms to the correct standard with regards to fire.

Fire Rated Downlights cannot be adapted for recess depth or installation methodology.

Finish selection




Antique Brass



Antique Bronze



Polished Brass



Polished Nickel



Polished Chrome

Technical Details

\*Custom RAL code must be specified. Custom RAL colours can increase prices and lead times

Dimming. Whilst Lucent can offer the majority of its luminaires with various dimming options, it remains the responsibility of the specifier/installer to check and ensure compatibility of any control equipment used. Additional cabling may be required depending on the dimming protocol specified.

\*\*Bluetooth (wireless) is the communication method. The exact dimming protocol must be confirmed to allow the selection of suitable drivers or bluetooth devices.

^ Depth indicated is the minimum recess depth for the luminaire with a remote mounted LED driver. Installing a driver through either the luminaire cut-out or installation kit may require additional recess depth, please refer to the relevant luminaire installation instructions for further details. Data correct at time of publishing

First Fix Requirement. Luminaire comprised of fixture body with ceiling trim and installation kit, which is to be fitted into the ceiling once finished. Ensure correct alignment of the installation kit before final assembly (see luminaire installation instructions for details)

IP Rating. Tested from underside of the ceiling

Note that the picture of the finishes provided is for illustrative purposes only. The finishes may vary in colour, texture and appearance. Contact Lucent lighting Ltd for more information.

It is the policy of Lucent Lighting to continually review and improve its products and therefore reserve the right to change any details of product or withdraw specifications without prior notice.

Luminaires designed to comply with EN60598 and all other standards.

This specification sheet supersedes all previous versions.

All intellectual property rights pertaining to the product described above and to this document are owned by or licensed to Lucent Lighting Ltd.

We reserve the right to take whatever action is necessary to protect those intellectual property rights.

Please notify Lucent Lighting Ltd of any inaccuracies immediately. E&OE