
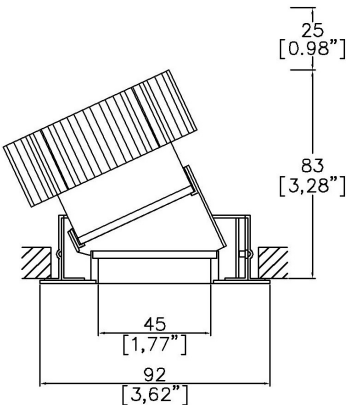


Edge90 Accent

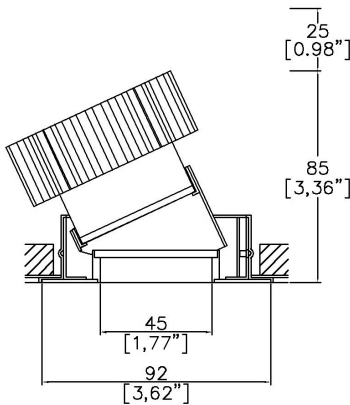
TM65.2	13kgCO2e
TM66	2.3 CEAM



92mm (3.62”) overall diameter. 360° rotation. Up to 30° tilt. Edge baffle to ensure aperture is glare free and for a professional look. Supplied with Shallow Height Full-Output LED51 module. Available with standard trim kit or plaster-in kit for flush appearance. Family of matching products also available. Required depth height + 25mm ^



91413-A-LED + 9000-PBZ
Cut-out 83mm Ø
Trim kit



91413-A-LED + 9000-PCZ
Cut-out 83mm Ø
Seamless flush appearance

LED Source	LED51/2-SH-FO	LED51/2-SH-FO	LED51/2-SH-FO	LED51/2-SH-FO
CCT	3000K	3000K	3000K	3000K
Drive Current	350mA	350mA	350mA	350mA
Power inc Driver	13.6W	13.6W	13.6W	13.6W
Beam Angle	12°	24°	38°	60°
Delivered Lumens	759	847	997	931
Delivered Intensisty cd	10273	4613	2877	1273
Efficacy lm/w	56	62	73	68
Forward Volt	33V	33V	33V	33V
CRI	≥90 CRI	≥90 CRI	≥90 CRI	≥90 CRI

Apply these factors to 3000K for lumen output of other CCTs: 2200K x 0.65 / 2400K x 0.69 / 2700K x 0.98 / 4000K x 1.02.

Project Ref: _____ Location Ref: _____

Fixture Order Code: 91413-A-LED - -

Fixture
91413-A-LED Edge90 Accent with LED51

Finish
WH White RAL 9010
BK Black RAL 9005
RAL* Custom RAL Colour*
ABR1 Antique Brass
ABZ1 Antique Bronze
PCH1 Polished Chrome
PNK1 Polished Nickel
PBR1 Polished Brass

IP Rating
(Blank) IP20
54 IP54

Installation Order Code:

Installation
9000-PBZ Trim kit for trimmed appearance
9000-PCZ Plaster-kit for seamless flush appearance



LED Order Code: LED51/2 - - - SH-FO

LED
LED51/2 LED50 ONE GEN2

CCT
22*** 90 CRI 2200K***
24*** 90 CRI 2400K***
27 90 CRI 2700K
30 90 CRI 3000K
40*** 90 CRI 4000K***

Beam
12°
24°
38°
55°

Shallow Height Full Output

***contact Lucent for availability

Driver Options:

Protocol
S Non-Dim
A Analogue (0-10v)
P Phase
D DALI
B Bluetooth**

Emergency Options:

Emergency
E Maintained 3hr Emergency
ED Maintained 3hr DALI Self Test
ES Maintained 3hr Self Test

Finish selection



Antique Brass



Antique Bronze



Polished Brass



Polished Nickel



Polished Chrome

Accessories



Honeycomb Louvre



Diffusing Lens



Frosted Lens



Heavy Spread Lens



Linear Spread Lens

Accessories Order Code:

- Louvre/Lens
- LL45

Warm Tone Lens
- LLCC

UV Lens
- LLUV

Diffusing Lens
- LLDF

Frosted Lens
- LLFR

Linear Spread Lens
- LLLS

Heavy Spread Lens
- LLHS

Technical Details

*Custom RAL code must be specified. Custom RAL colours can increase prices and lead times

Dimming. Whilst Lucent can offer the majority of its luminaires with various dimming options, it remains the responsibility of the specifier/installer to check and ensure compatibility of any control equipment used. Additional cabling may be required depending on the dimming protocol specified.

**Bluetooth (wireless) is the communication method. The exact dimming protocol must be confirmed to allow the selection of suitable drivers or bluetooth devices.

^ Depth indicated is the minimum recess depth for the luminaire with a remote mounted LED driver. Installing a driver through either the luminaire cut-out or installation kit may require additional recess depth, please refer to the relevant luminaire installation instructions for further details.Data correct at time of publishing

First Fix Requirement. Luminaire comprised of fixture body with ceiling trim and installation kit, which is to be fitted into the ceiling once finished. Ensure correct alignment of the installation kit before final assembly (see luminaire instllation instructions for details)

IP Rating. Tested from underside of the ceiling

Note that the picture of the finishes provided is for illustrative purposes only. The finishes may vary in colour, texture and appearance. Contact Lucent lighting Ltd for more information.

It is the policy of Lucent Lighting to continually review and improve its products and therefore reserve the right to change any details of product or withdraw specifications without prior notice.

Luminaires designed to comply with EN60598 and all other standards.

This specification sheet superseded all previous versions.

All intellectual property rights pertaining to the product described above and to this document are owned by or licensed to Lucent Lighting Ltd.

We reserve the right to take whatever action is necessary to protect those intellectual property rights.

Please notify Lucent Lighting Ltd of any inaccuracies immediately. E&OE