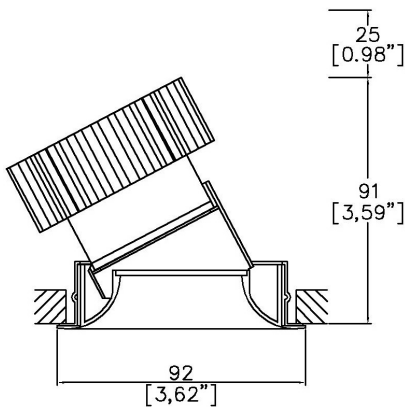


Flare90 Accent Low Height

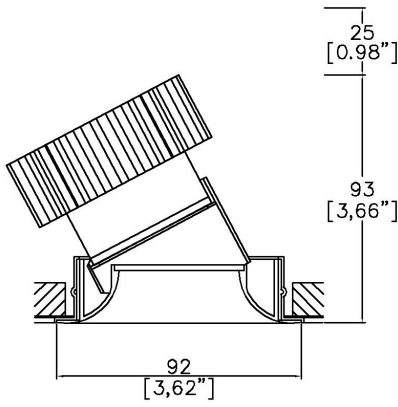
TM65.2	11kgCO2e
TM66	2.3 CEAM



92mm (3.62") overall diameter. Shallow Height downlight. 360° rotation. Up to 30° tilt. Available with standard trim kit or plaster-in kit for flush appearance. Family of matching products also available. Required depth height + 25mm^



933-FL-LED + 9000-PBZ  
Cut-out 83mm Ø  
Trim kit



933-FL-LED + 9000-PCZ  
Cut-out 83mm Ø  
Seamless flush appearance

LED Source	LED51/2-SH-FO	LED51/2-SH-FO	LED51/2-SH-FO	LED51/2-SH-FO
CCT	3000K	3000K	3000K	3000K
Drive Current	350mA	350mA	350mA	350mA
Power inc Driver	13.6W	13.6W	13.6W	13.6W
Beam Angle	12°	24°	38°	60°
Delivered Lumens	790	854	986	1057
Delivered Intensisty cd	10677	4782	2676	1419
Efficacy lm/w	58	63	73	78
Forward Volt	33V	33V	33V	33V
CRI	≥90 CRI	≥90 CRI	≥90 CRI	≥90 CRI

Apply these factors to 3000K for lumen output of other CCTs: 2200K x 0.65 / 2400K x 0.69 / 2700K x 0.98 / 4000K x 1.02.

Project Ref: \_\_\_\_\_ Location Ref: \_\_\_\_\_

Fixture Order Code: 933-FL-LED -  -

Fixture  
933-FL-LED      Flare90 Accent with LED51

Finish  
WH      White RAL 9010  
BK      Black RAL 9005  
RAL\*      Custom RAL Colour\*  
ABR1      Antique Brass  
ABZ1      Antique Bronze  
PCH1      Polished Chrome  
PNK1      Polished Nickel  
PBR1      Polished Brass

IP Rating  
44      IP44  
54      IP54

Installation Order Code:

Installation  
9000-PBZ      Trim kit for trimmed appearance  
9000-PCZ      Plaster-kit for seamless flush appearance



LED Order Code: LED51/2 -  -  - SH-FO

LED  
LED51/2      LED50 ONE GEN2

CCT  
22\*\*\*      90 CRI 2200K\*\*\*  
24\*\*\*      90 CRI 2400K\*\*\*  
27      90 CRI 2700K  
30      90 CRI 3000K  
40\*\*\*      90 CRI 4000K\*\*\*

Beam  
12      12°  
24      24°  
38      38°  
55      55°

Shallow Height Full Output

\*\*\*contact Lucent for availability


Driver Options:

Protocol  
S      Non-Dim  
A      Analogue (0-10v)  
P      Phase  
D      DALI  
B      Bluetooth\*\*

Emergency Options:

Emergency  
E      Maintained 3hr Emergency  
ED      Maintained 3hr DALI Self Test  
ES      Maintained 3hr Self Test

Finish selection




Antique Brass



Antique Bronze



Polished Brass



Polished Nickel




Polished Chrome

Accessories




Honeycomb Louvre



Diffusing Lens



Frosted Lens



Heavy Spread Lens



Linear Spread Lens

Accessories Order Code:

- Louvre/Lens
- LL45

LLCC

LLUV

LLDF

LLFR

LLLS

LLHS
- Honeycomb Louvre

Warm Tone Lens

UV Lens

Diffusing Lens

Frosted Lens

Linear Spread Lens

Heavy Spread Lens

Technical Details

\*Custom RAL code must be specified. Custom RAL colours can increase prices and lead times

Dimming. Whilst Lucent can offer the majority of its luminaires with various dimming options, it remains the responsibility of the specifier/installer to check and ensure compatibility of any control equipment used. Additional cabling may be required depending on the dimming protocol specified.

\*\*Bluetooth (wireless) is the communication method. The exact dimming protocol must be confirmed to allow the selection of suitable drivers or bluetooth devices.

^ Depth indicated is the minimum recess depth for the luminaire with a remote mounted LED driver. Installing a driver through either the luminaire cut-out or installation kit may require additional recess depth, please refer to the relevant luminaire installation instructions for further details.Data correct at time of publishing

First Fix Requirement. Luminaire comprised of fixture body with ceiling trim and installation kit, which is to be fitted into the ceiling once finished. Ensure correct alignment of the installation kit before final assembly (see luminaire instllation instructions for details)

IP Rating. Tested from underside of the ceiling

Note that the picture of the finishes provided is for illustrative purposes only. The finishes may vary in colour, texture and appearance. Contact Lucent lighting Ltd for more information.

It is the policy of Lucent Lighting to continually review and improve its products and therefore reserve the right to change any details of product or withdraw specifications without prior notice.

Luminaires designed to comply with EN60598 and all other standards.

This specification sheet superseded all previous versions.

All intellectual property rights pertaining to the product described above and to this document are owned by or licensed to Lucent Lighting Ltd.

We reserve the right to take whatever action is necessary to protect those intellectual property rights.

Please notify Lucent Lighting Ltd of any inaccuracies immediately. E&OE