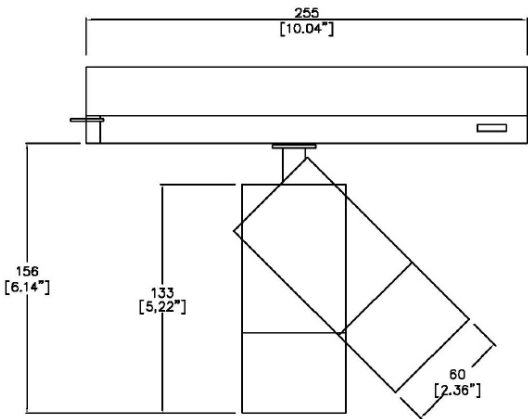


ProSpex TubeLED Mini Tuneable White

TM65.2	11kgCO2e
TM66	2.2 CEAM



60mm (2.36”) overall diameter. LED spotlight with driver integral to track adaptor. Available with track mounting. Family of matching products also available.



7100TW-LED-3CT

LED Source	LEDTW	LEDTW
CCT range	@ 3000K	@ 3000K
5000K-2000K		
Drive Current (max per channel)	700mA	700mA
Power inc Driver Max	15.1W	15.1W
Beam Angle	25°	35°
Delivered Lumens	741	848
Delivered Intensisty cd	2695	1643
Efficacy lm/w	49	56
Forward Volt (max per channel)	18.4V	18.4V
CRI	≥95 CRI	≥95 CRI

Apply these factors to 3000K for lumen output of other CCTs: 2000K x 0.67 / 2700K x 0.84 / 3500K x 1.085 / 4000K x 1.113 / 5000K x 1.087

Project Ref:

Location Ref:

Fixture Order Code:

7100TW-LED

5020

D8

Fixture

7100TW-LED

TubeLED Mini Tuneable White

CCT

5020

5000K - 2000K

Beam

25

35

25°

35°

Protocol

D8

DALI Type 8**

Colour Insert

SN

SG

CP

BZ

(Blank)

Satin Nickel

Satin Gold

Copper

Bronze

Not required standard black to be supplied

Finish

WH

BK

RAL

ABR1

ABZ1

White

Black

Custom RAL Finish*

Antique Brass

Antique Bronze


Fixing

3CT

3 Circuit Track Adaptor

Driver located in track adaptor.

Finish selection




Antique Brass




Antique Bronze

Accessories




Honeycomb Louvre



Diffusing Lens



Frosted Lens



Heavy Spread Lens



Linear Spread Lens

Accessories Order Code:

- Louvre/Lens
- LL45 Honeycomb Louvre
 - LLCC Warm Tone Lens
 - LLUV UV Lens
 - LLDF Diffusing Lens
 - LLFR Frosted Lens
 - LLLS Linear Spread Lens
 - LLHS Heavy Spread Lens

Technical Details

*Custom RAL code must be specified. Custom RAL colours can increase prices and lead times

Dimming. Whilst Lucent can offer the majority of its luminaires with various dimming options, it remains the responsibility of the specifier/installer to check and ensure compatibility of any control equipment used. Additional cabling may be required depending on the dimming protocol specified.

**DALI Type 6 requires two DALI addresses, one for CCT control the other for Intesity control. DALI Type 8 is a single DALI Type 8 address for CCT and Intesity control. Please check which control system is being used before specifying.

**Bluetooth (wireless) is the communication method. The exact dimming protocol must be confirmed to allow the selection of suitable drivers or bluetooth devices.

^ Depth indicated is the minimum recess depth for the luminaire with a remote mounted LED driver. Installing a driver through either the luminaire cut-out or installation kit may require additional recess depth, please refer to the relevant luminaire installation instructions for further details. Data correct at time of publishing

First Fix Requirement. Luminaire comprised of fixture body with ceiling trim and installation kit, which is to be fitted into the ceiling once finished. Ensure correct alignment of the installation kit before final assembly (see luminaire installation instructions for details)

IP Rating. Tested from underside of the ceiling

Note that the picture of the finishes provided is for illustrative purposes only. The finishes may vary in colour, texture and appearance. Contact Lucent lighting Ltd for more information.

It is the policy of Lucent Lighting to continually review and improve its products and therefore reserve the right to change any details of product or withdraw specifications without prior notice.

Luminaires designed to comply with EN60598 and all other standards.

This specification sheet superseded all previous versions.

All intellectual property rights pertaining to the product described above and to this document are owned by or licensed to Lucent Lighting Ltd.

We reserve the right to take whatever action is necessary to protect those intellectual property rights.

Please notify Lucent Lighting Ltd of any inaccuracies immediately. E&OE